



## PS-6120 Toy 6 Volt 13.0 AH Rechargeable Sealed Lead Acid Battery

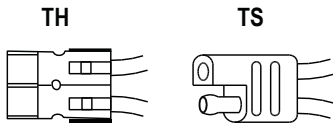


### Features

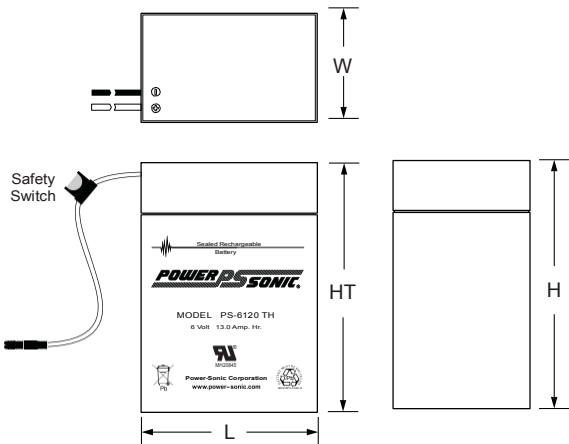
- Absorbent Glass Mat (AGM) technology for superior performance
- Valve regulated, spill proof construction allows safe operation in any position
- Power/volume ratio yielding unrivaled energy density
- Rugged impact resistant ABS case and cover (UL94-HB)
- Approved for transport by air. D.O.T., I.A.T.A., F.A.A. and C.A.B. certified
- U.L. recognized under file number MH 20845

### Terminals (mm)

- PS-6120 TH - Wire leads with H-type connector
- PS-6120 TS - Wire leads with S-type connector



### Physical Dimensions: in (mm)



**L: 4.25 (108) W: 2.80 (71) H: 5.55 (141) HT: 5.55 (141)**

Tolerances are +/- 0.04 in. (+/- 1mm) and +/- 0.08 in. (+/- 2mm) for height dimensions. All data subject to change without notice.

### Performance Specifications

**Nominal Voltage** .....6 volts (3 cells)

#### Nominal Capacity

20-hr. (650mA to 5.25 volts) .....	13.00 AH
10-hr. (1.22A to 5.25 volts) .....	12.20 AH
5-hr. (2.21A to 5.10 volts) .....	11.05 AH
1-hr. (8A to 4.50 volts) .....	8.00 AH
15-min. (25.5A to 4.50 volts).....	6.38 AH

**Approximate Weight** ..... 4.80 lbs. (2.18 kg)

**Energy Density (20-hr. rate)** ..... 1.18 W-h/in<sup>3</sup> (72.20 W-h/l)

**Specific Energy (20-hr. rate)** ..... 16.25 W-h/lb (35.83 W-h/kg)

**Internal Resistance (approx.)** ..... n/a

**Max Discharge Current (7 Min.)** ..... n/a

**Max Short-Duration Discharge Current (10 Sec.)**..... n/a

#### Shelf Life (% of nominal capacity at 68 °F (20 °C))

1 Month .....	97%
3 Months.....	91%
6 Months .....	83%

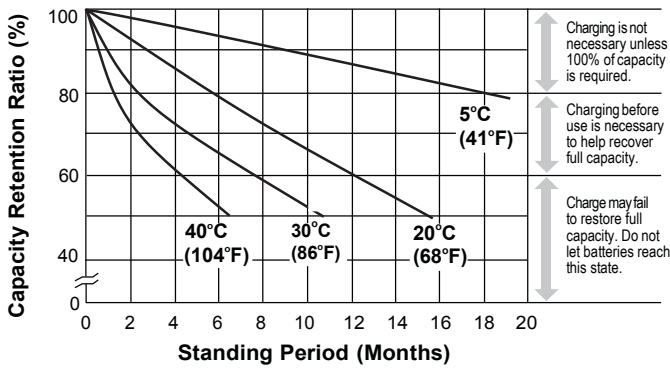
#### Operating Temperature Range

Charge.. .....	-4 °F (-20 °C) to 122 °F (50 °C)
Discharge.....	-40 °F (-40 °C) to 140 °F (60 °C)

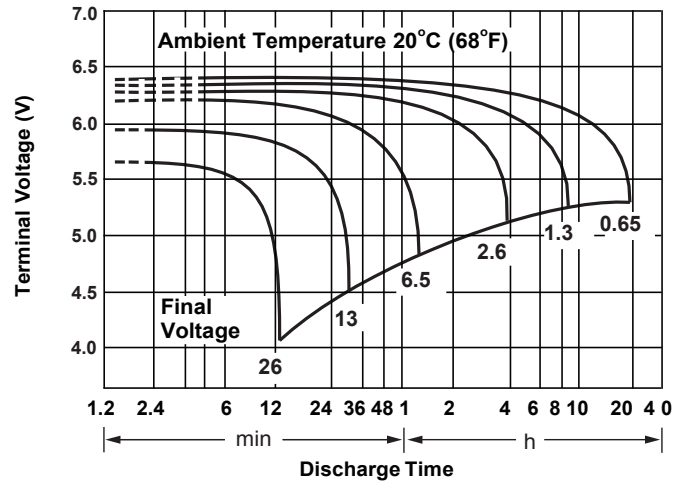
**Case** ..... ABS Plastic

**Power-Sonic Chargers** .....PSC-61000A, 61000A-C

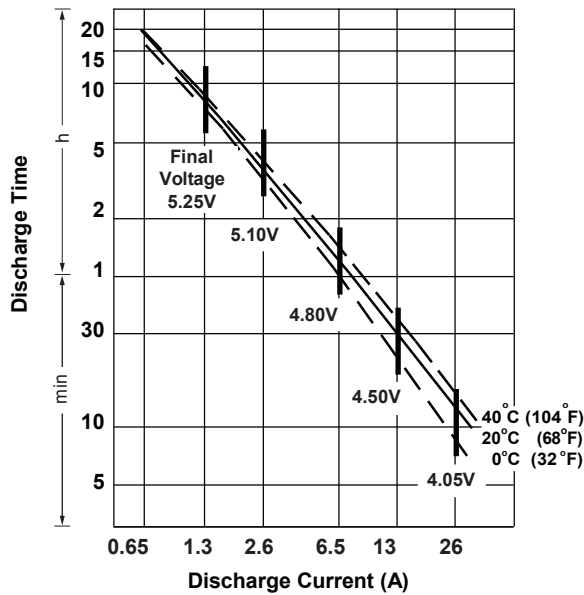
**Shelf Life & Storage**



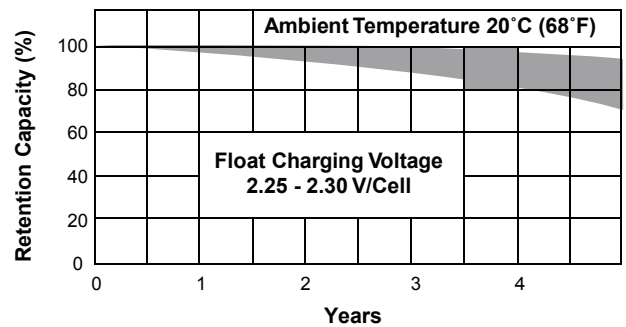
**Discharge Characteristics**



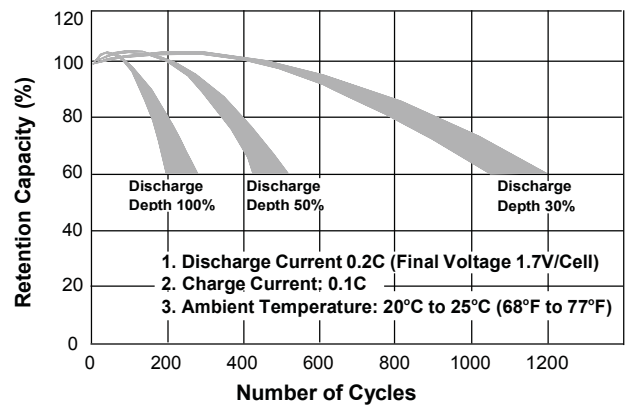
**Discharge Time vs. Discharge Current**



**Life Characteristics in Stand-By Use**



**Life Characteristics in Cyclic Use**



**Charging**

**Cycle Applications:** Limit initial current to 3.9A. Charge until battery voltage (under charge) reaches 7.20 to 7.35 volts at 68°F (20°C). Hold at 7.20 to 7.35 volts until current drops to under 130mA. Battery is fully charged under these conditions, and charger should be disconnected or switched to “float” voltage.

**“Float” or “Stand-By” Service:** Hold battery across constant voltage source of 6.75 to 6.90 volts continuously. When held at this voltage, the battery will seek its own current level and maintain itself in a fully charged condition.

**Note:** Due to the self-discharge characteristics of this type of battery, it is imperative that they be charged within 6 months of storage, otherwise permanent loss of capacity might occur as a result of sulfation.

**Chargers**

Power-Sonic offers a wide range of chargers suitable for batteries up to 100AH. Please refer to the Charger Selection Guide in our specification sheets for “C-Series Switch Mode Chargers” and “Transformer Type A and F Series”. Please contact our Technical department for advice if you have difficulty in locating suitable models.

**Further Information**

Please refer to our website [www.power-sonic.com](http://www.power-sonic.com) for a complete range of useful downloads, such as product catalogs, material safety data sheets (MSDS), ISO certification, etc..

**Contact Information**



**DOMESTIC SALES**  
 Tel: (07) 3386 1102  
 Fax: (07) 3102 9913  
[sales@spb.net.au](mailto:sales@spb.net.au)

[www.sealedperformance.com.au](http://www.sealedperformance.com.au)  
 1 Ant Road, Yatala  
 Brisbane QLD 4207

