

Tubular Gel Battery

2 Volt 2500AH @ 10-hr. rate

2 Volt 3160 AH @ 100-hr. rate

Rechargeable Sealed Lead Acid Battery

Designed for Cyclic, Standby, and Solar Applications



PSOPzV2500 2v2500AH



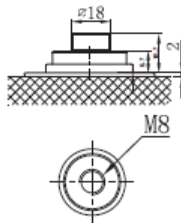
Features

- Tubular plate and Gel electrolyte for increased performance, service life and reliability
- Gel electrolyte and spill proof construction allows safe operation and maintenance free
- Excellent cyclic performance
- Enhanced overcharge endurance
- Excellent recovery from over discharge situations
- Perfect for applications including
 - Solar / Wind energy storage
 - Telecommunications
 - UPS and critical power
 - Railway signaling
 - Utilities
- Rugged impact resistant ABS case
- Certified for transport by air, D.O.T., I.A.T.A., F.A.A. and C.A.B.
- 20 year design life in float applications

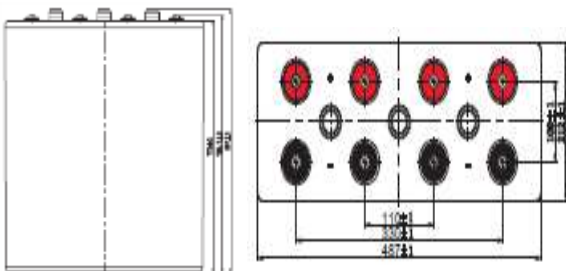
Terminals

(mm)

- T11: Threaded insert
8 mm stud fastener



Physical Dimensions: in (mm)



L: 19.2 (487) W: 8.35 (212) H: 30.4 (772) TH: 31.8 (807)

Tolerances are +/- 0.11 in. (+/- 3mm) for all dimensions. All data subject to change without notice.

Performance Specifications

Nominal Voltage 2 volts

Nominal Capacity

100-hr. (1.80 volts)	3160.0AH
20-hr. (1.80 volts)	2673.0AH
10-hr. (1.80 volts)	2500.0 AH
5-hr. (1.75 volts).....	2140.0 AH
3-hr. (1.75 volts).....	1884.0 AH
1-hr. (1.60 volts)	1414.0AH

Approximate Weight 432 lbs. (196.0 kg)

Internal Resistance (approx.)0.2 milliohms

Max. Discharge Current (approx.) 20000A (5s)

Shelf Life<2% per month at 68 °F (20 °C)

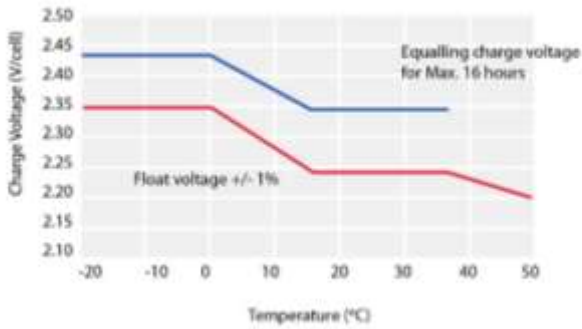
Operating Temperature Range

Charge 32 °F (0 °C) to 104 °F (40 °C)

Discharge -4 °F (-20 °C) to 131 °F (55 °C)

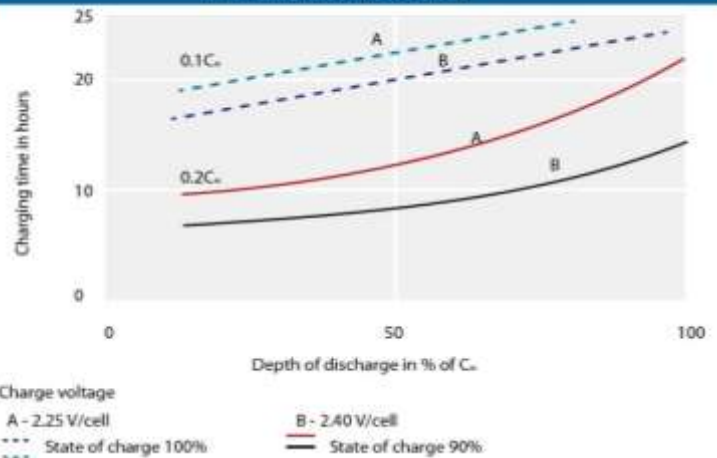
Case ABS Plastic

TEMPERATURE EFFECTS IN RELATION TO CHARGE VOLTAGE

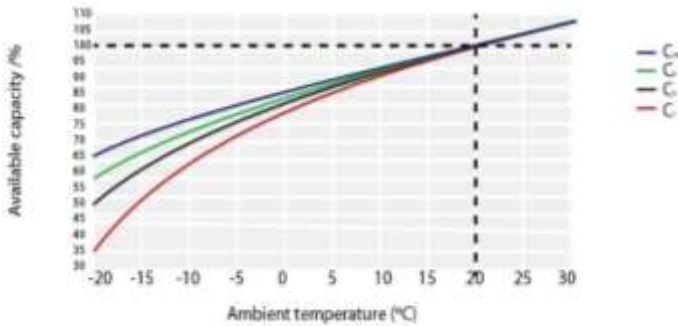


For continuous charging we recommend a voltage of 2.25 V. The charging voltage must be compensated to the curve for a continuously different battery ambient temperature.

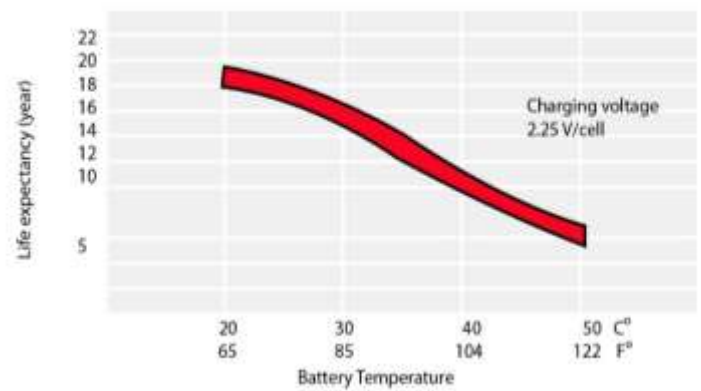
CHARGING CHARACTERISTICS



TEMPERATURE EFFECTS IN RELATION TO BATTERY CAPACITY

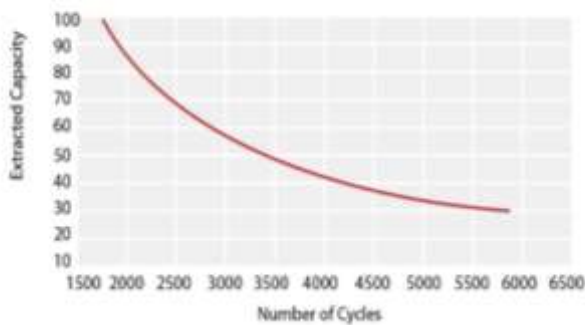


EFFECT OF TEMPERATURE ON LONG TERM FLOAT LIFE

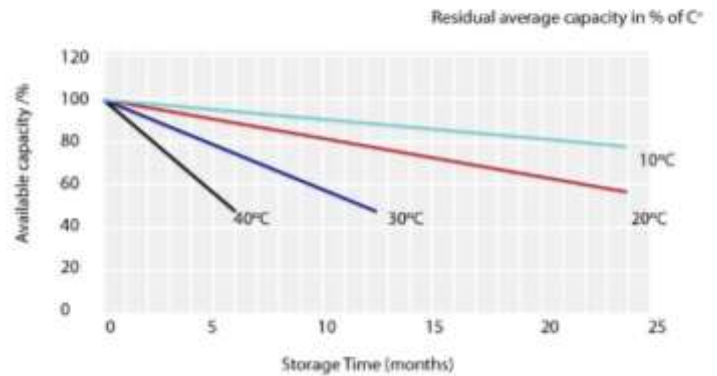


CYCLE LIFE IN RELATION TO DEPTH OF DISCHARGE

Acc. to IEC 896 (25°C/77°F)



GENERAL RELATION OF CAPACITY VS STORAGE TIME



Charging

Cycle Applications: Limit initial current to less than 625A. Charge until battery voltage (under charge) reaches 2.40 to 2.50 volts at 68°F (20°C). Coefficient - 5mV/°C

“Float” or “Stand-By” Service: Hold battery across constant voltage source of 2.25 to 2.30 volts continuously. When held at this voltage, the battery will seek its own current level and maintain itself in a fully charged condition.

Note: Due to the self-discharge characteristics of this type of battery, it is imperative that they be charged within 6 months of storage, otherwise permanent loss of capacity might occur as a result of sulfation.

Chargers

Power-Sonic offers a wide range of chargers suitable for batteries up to 100AH. Please refer to the Charger Selection Guide in our specification sheets for “C-Series Switch Mode Chargers” and “Transformer Type A and F Series”. Please contact our Technical department for advice if you have difficulty in locating suitable models.

Further Information

Please refer to our website www.power-sonic.com for a complete range of useful downloads, such as product catalogs, material safety data sheets (MSDS), ISO certification, etc.

Contact Information



DOMESTIC SALES
Tel: (07) 3386 1102
Fax: (07) 3102 9913
sales@spb.net.au

www.sealedperformance.com.au
1 Ant Road, Yatala
Brisbane QLD 4207

