



RECHARGEABLE VRLA BATTERIES AND BATTERY CHARGERS



CELEBRATING 40 YEARS OF INNOVATION

Engineered With Vision. Built With Care.

Providing our customers with reliable, yet economical, products is the corner stone of the Power-Sonic mission. The Power-Sonic Corporation has been a leading force since 1970 in the supply of high quality cost effective batteries. Power-Sonic markets an extensive range of rechargeable sealed lead acid batteries worldwide. These batteries envelop a broad spectrum of electronic and industrial applications, either as the prime or standby power source. Engineers and buyers continue to insist on Power-Sonic batteries, wherever reliable and cost effective DC power is required.

Power-Sonic is dedicated to continual product development to improve the performance and reliability of our product range. New batteries are constantly being introduced to meet the ever evolving needs of industry. We strive to produce batteries with superior performance characteristics and value, through advanced engineering and state-of-the art manufacturing processes, coupled with the use of premium raw materials.

We've Got The Power.™



General Purpose Design

* FR: UL94 V-0 flame retardant case & cover

Model	Nominal Voltage V	Nominal Capacity A.H.	Current @ 20-hr. rate mA	Length		Width		Height		Ht. Over Terminal		Weight		Standard Terminals
				in.	mm	in.	mm	in.	mm	in.	mm	lbs.	kgs.	
PS-260	2	6.0	300	1.97	50	1.34	34	3.94	100	4.13	105	0.89	0.40	F1
PS-445	4	4.5	225	1.89	48	2.09	53	3.70	94	3.86	98	1.30	0.59	F2
PS-490	4	9.0	450	4.01	102	1.73	44	3.74	95	4.02	102	2.20	1.00	F2
PS-4100	4	10.0	500	4.01	102	1.97	50	3.70	94	3.85	98	2.50	1.13	F1
PS-605	6	0.5	25	2.24	57	0.55	14	1.97	50	1.97	50	0.20	0.09	WL
PS-610	6	1.1	55	2.00	51	1.65	42	2.00	51	2.20	56	0.44	0.20	F1
PS-612	6	1.4	70	3.82	97	0.94	24	2.00	51	2.20	56	0.66	0.30	F1
PS-621	6	2.0	100	1.69	43	1.46	37	2.99	76	2.99	76	0.75	0.34	F1
PS-628	6	2.9	145	2.60	66	1.30	33	3.86	98	4.06	103	1.30	0.59	F1
PS-630	6	3.5	175	5.28	134	1.34	34	2.35	60	2.56	65	1.37	0.62	F1
PS-632	6	3.5	175	2.60	66	1.30	33	4.65	118	4.80	122	1.65	0.83	F1
PS-640	6	4.5	225	2.76	70	1.86	47	3.94	100	4.25	108	1.60	0.73	F1
PS-650LS & LF	6	5.0	250	2.64	67	2.64	67	3.94	100	4.64	118	1.80	0.82	F1 or SP
PS-665	6	6.5	325	3.86	98	2.20	56	3.78	96	4.02	102	2.70	1.22	FP
PS-670	6	7.0	350	5.95	151	1.34	34	3.70	94	3.94	100	2.42	1.10	F1
PS-682	6	9.0	450	3.86	98	2.20	56	4.65	118	4.72	120	3.20	1.45	F1
PS-6100	6	12.0	600	5.95	151	2.00	51	3.70	94	3.86	98	4.30	1.95	F1 or F2
PS-6120FP	6	13.0	650	4.25	108	2.80	71	5.55	141	5.55	141	4.80	2.18	FP
PS-6200	6	20.0	1000	6.18	157	3.27	83	4.92	125	4.92	125	7.10	3.22	NB1
PS-6360	6	36.0	1800	6.25	159	3.35	85	6.50	165	6.93	176	12.10	5.49	F2 or NB1
PS-62000	6	210.0	10500	12.05	306	6.65	169	8.65	220	8.96	228	63.93	29.00	T8
PS-832	8	3.2	160	5.29	134	1.42	36	2.49	63	2.70	69	1.58	0.72	F1
PS-1208	12	0.8	40	3.78	96	0.98	25	2.44	62	n/a	n/a	0.77	0.35	WL
PS-1212	12	1.4	70	3.78	96	1.69	43	2.04	52	2.28	58	1.20	0.54	F1
PS-1220	12	2.5	125	7.00	178	1.38	35	2.36	60	2.56	65	2.10	0.95	F1
PS-1221S	12	2.0	100	5.91	150	0.80	20	3.52	89	n/a	n/a	1.60	0.73	F1/0
PS-1223	12	2.3	115	7.17	182	0.94	24	2.40	61	2.40	61	1.50	0.68	PC
PS-1227	12	2.9	145	3.11	79	2.20	56	3.90	99	4.13	105	2.40	1.09	F1
PS-1228	12	2.8	140	5.24	133	1.30	33	3.82	97	4.09	104	2.60	1.18	F1
PS-1229	12	2.9	145	7.00	178	1.38	35	2.36	60	2.60	66	2.30	1.04	F1
PS-1230	12	3.4	170	5.24	133	2.64	67	2.36	60	2.60	66	2.90	1.32	F1
PS-1238	12	3.8	190	7.68	195	1.85	47	2.91	74	2.99	76	3.50	1.59	F1
PS-1250	12	5.0	250	3.54	90	2.76	70	3.98	101	4.21	107	3.50	1.59	F1 or F2
PS-1270	12	7.0	350	5.95	151	2.56	65	3.70	94	3.86	98	4.80	2.18	F1 or F2
PS-1280	12	8.0	400	5.95	151	2.56	65	3.72	95	3.94	100	5.51	2.50	F1 or F2
PS-1282L	12	9.0	450	7.72	196	2.20	56	4.65	118	4.65	118	6.90	3.13	F1
PS-1282S	12	9.0	450	3.86	98	4.40	112	4.65	118	4.65	118	6.90	3.13	F1
PS-1290	12	9.0	450	5.95	151	2.56	65	3.70	94	3.86	98	6.00	2.72	F2 or NB1
PS-12100	12	12.0	600	5.95	151	4.00	102	3.70	94	3.86	98	8.14	3.69	F1 or F2
PS-12100H	12	10.5	525	5.94	151	2.56	65	4.40	112	4.67	118	7.23	3.28	F1 or F2
PS-12120	12	12.0	600	5.95	151	3.86	98	3.70	94	3.94	100	7.92	3.59	F2
PS-12120L	12	12.0	600	8.45	215	2.75	70	5.75	146	5.75	146	9.50	4.32	FP
PS-12140	12	14.0	700	5.95	151	3.86	98	3.70	94	3.94	100	9.00	4.09	F2
PS-12180	12	18.0	900	7.13	181	3.00	76	6.59	167	6.59	167	12.60	5.72	F2, NB2, T12
PS-12200	12	20.0	1000	7.13	181	3.00	76	6.57	167	6.50	165	13.20	6.00	NB1
PS-12260	12	26.0	1300	6.56	167	6.97	177	4.92	125	4.92	125	17.00	7.71	F2, NB2, T12
PS-12280	12	28.0	1400	6.50	165	4.92	125	6.97	177	6.97	177	20.10	9.14	NB1
PS-12330	12	33.0	1650	7.72	196	5.14	131	6.22	158	7.00	178	21.40	9.73	NB3
PS-12350	12	35.0	1750	7.72	196	5.14	131	6.22	158	7.00	178	23.40	10.64	NB3 or T6
PS-12400	12	40.0	2000	7.76	197	6.50	165	6.69	170	6.69	170	29.10	13.20	NB4
PS-12550	12	55.0	2750	9.04	230	5.45	138	8.15	207	8.98	228	36.00	16.33	U or T6
PS-12750	12	75.0	3750	10.25	260	6.60	168	8.15	207	8.98	228	50.60	22.95	U or T6
PS-121000	12	100.0	5000	12.00	305	6.60	168	8.15	207	8.98	228	68.00	30.84	U or T6
PS-121100	12	110.0	5500	13.00	330	6.73	171	8.35	212	8.66	220	69.50	31.52	T11
PS-121400FR*	12	140.0	7000	13.50	343	6.73	171	10.80	274	11.15	283	99.00	44.91	T11

High-Rate Discharge Design / PSH Series

* FR: UL94 V-0 flame retardant case & cover

Model	Nominal Voltage V	Nominal Capacity A.H.	Current @ 20-hr. rate mA	Length		Width		Height		Ht. Over Terminal		Weight		Standard Terminals
				in.	mm	in.	mm	in.	mm	in.	mm	lbs.	kgs.	
PSH-655FR*	6	5.5	275	2.76	70	1.85	47	3.94	100	4.17	106	2.10	0.95	F1
PSH-1255FR*	12	6.0	300	3.54	90	2.76	70	3.98	101	4.21	107	4.00	1.81	F2
PSH-1280FR*	12	8.5	425	5.94	151	2.56	65	3.70	94	3.86	98	6.00	2.72	F2
PSH-12100FR*	12	10.5	525	5.94	151	2.56	65	4.37	111	4.61	117	7.00	3.18	F2
PSH-12180FR*	12	21.0	1050	7.14	181	3.03	77	6.59	167	6.59	167	13.20	5.99	NB2

High-Rate Discharge, Long Life Design / PHR Series

* FR: UL94 V-0 flame retardant case & cover


Model	Nominal Voltage (V)	Watts per Cell @ 15-min.	Rated Capacity (A.H.) 20-hr.	Length		Width		Height		Ht. Over Terminal		Weight		Standard Terminals
				in.	mm	in.	mm	in.	mm	in.	mm	lbs.	kgs.	
PHR-12100*	12	93	27	6.46	164	4.92	125	6.89	175	6.50	165	17.4	7.9	T12
PHR-12150*	12	150	36	7.68	195	5.12	130	6.46	164	6.57	167	22.5	10.2	T6
PHR-12200*	12	225	58	9.02	229	5.43	138	7.87	200	7.99	203	38.1	17.3	T6
PHR-12300*	12	324	82	10.20	259	6.61	168	8.19	208	8.31	211	52.5	23.8	T6
PHR-12350*	12	370	95	12.00	305	6.61	168	8.15	207	8.27	210	60.4	27.4	T6
PHR-12400*	12	430	110	12.81	326	6.69	170	8.39	213	8.50	216	69.2	31.4	T8
PHR-12500*	12	492	150	13.19	335	6.77	172	10.83	275	10.94	278	92.6	42.0	T8


Long Life Design / PG Series

* FR: UL94 V-0 flame retardant case & cover

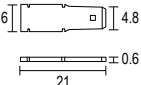
Model	Nominal Voltage V	Rated Capacity (A.H.)			Length		Width		Height		Ht. Over Terminal		Weight		Standard Terminals
		10-hr.	5-hr.	1-hr.	in.	mm	in.	mm	in.	mm	in.	mm	lbs.	kgs.	
PG-6V210FR*	6	210.0	180.5	126.0	12.70	323	7.00	178	8.98	228	9.21	234	71.6	32.5	T11
PG-12V28FR*	12	28.0	25.5	18.6	6.56	167	6.96	177	4.92	125	4.92	125	18.5	8.4	T12
PG-12V35FR*	12	35.0	32.5	27.0	7.72	196	5.10	130	6.22	158	6.97	177	24.5	11.1	T6
PG-12V42FR*	12	42.0	36.0	25.2	7.76	197	6.50	165	6.69	170	6.14	156	32.0	14.5	T6
PG-12V55FR*	12	56.0	47.5	33.0	9.04	230	5.45	138	8.15	207	8.43	214	36.0	16.3	T6
PG-12V75FR*	12	75.0	64.5	45.0	13.70	348	6.57	167	7.00	178	6.46	164	54.0	24.54	T6
PG-12V75TFR*	12	75.0	64.5	45.0	10.24	260	6.61	168	8.27	210	8.51	216	54.0	24.54	T6
PG-12V100FR*	12	100.0	87.0	60.8	12.05	306	6.61	168	8.27	210	8.51	216	69.5	31.5	T6
PG-12V103FR*	12	103.0	88.5	61.8	13.00	330	6.80	173	8.35	212	8.66	220	70.0	31.8	T11
PG-12V120FR*	12	124.0	106.5	74.4	16.14	410	6.97	177	8.30	211	8.86	225	82.0	37.2	T11
PG-12V140FR*	12	144.0	120.5	84.0	13.50	343	6.73	171	10.79	274	11.02	280	101.0	45.9	T11
PG-12V150FR*	12	153.0	131.5	91.8	19.10	485	6.70	170	9.53	242	8.82	224	103.0	46.7	T11
PG-12V200FR*	12	210.0	180.5	126.0	20.55	522	9.45	240	8.58	218	8.82	224	141.0	64.1	T11


Terminal Options

F1  **FASTON**
0.187" x 0.032"
quick disconnect tabs.

F2  **FASTON**
0.250" x 0.032"
quick disconnect tabs

FP  **FASTON POLARIZED**
Positive: "F2", Negative: "F1"

F1/0 
4.8
21 ± 0.6

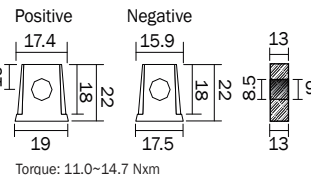
SP  **SPRING TERMINALS**
Fully collapsible positive and negative contacts

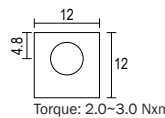
WL **INSULATED WIRE LEADS**
• Molex Housing 5264-02 & 5263-PBT plug on PS-605
• AMP Housing 1-480318-0 & 8116-1 on PS-1208

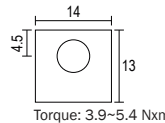
PC **PRESSURE CONTACTS**

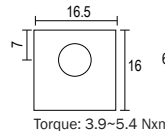
TH  **TOY BATTERY CONNECTORS**
H-connector PS-6120 TH

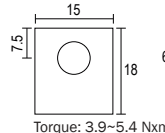
TS  **TOY BATTERY CONNECTORS**
S-connector PS-6120 TS

U 
Positive 17.4, Negative 15.9, 13
19, 17.5, 13
Torque: 11.0~14.7 Nxm

NB1 
12, 4.6, 12, 5.6
Torque: 2.0~3.0 Nxm

NB2 
14, 4.5, 13, 6
Torque: 3.9~5.4 Nxm

NB3 
16.5, 7, 16, 6
Torque: 3.9~5.4 Nxm

NB4 
15, 7.5, 18, 6, 5.5
Torque: 3.9~5.4 Nxm

B, T6 **THREADED INSERT - 6mm STUD**
16mm, M6, 6mm
Torque: 3.9~5.4 Nxm

T8 **THREADED INSERT - 6mm STUD**
20mm, M6, 6mm
Torque: 3.9~5.4 Nxm

T11 **THREADED INSERT - 8mm STUD**
20mm, M8, 7mm
Torque: 11.0~14.7 Nxm

T12 **THREADED INSERT - 5mm STUD**
12mm, M5, 6mm
Torque: 2.0~3.0 Nxm

SLA CHARGERS: Automatic Switch-Mode and Float Chargers



"A-C" Series:

Automatic chargers are "switching" type devices which operate without the use of transformers. I.C.'s control and regulate current and voltage and automatically switch from the higher fast charge voltage to the lower float voltage when batteries are very close to being fully charged. At the float voltage it is safe to leave the battery connected to the charger indefinitely, making charging pretty much fool-proof. This type of charger is ideal for cyclic applications where recharge time is critical and timely charge termination cannot be counted on. This type of charger ensures optimum battery performance & service life.

"F-C" Series:

Float chargers are designed to provide optimum life for batteries used in standby applications where charging is continuous. The chargers deliver a constant voltage of 2.25 to 2.30 volts per cell which allow the battery to seek its own current level and maintain itself in a fully charged condition. This series is best suited for burglar and fire alarm equipment, emergency lighting, memory protection, or UPS systems where the battery serves as back-up power to the AC source.

Model	Nominal Voltage	Output Voltage Float/Fast Charge	Output Current mA	Type Automatic	Dimensions: in. (mm)			Weight		Charger Design
					Length	Width	Height	lbs.	kgs.	
PSC-6300A-C*	6	6.75 / 7.35	300	Dual Rate	2.05 (52)	1.57 (40)	2.64 (67)	0.21	0.10	Plug-in
PSC-6300F-C*	6	5.0 / 6.95	300	Float	2.05 (52)	1.57 (40)	2.64 (67)	0.21	0.10	Plug-in
PSC-6500A-C*	6	6.75 / 7.35	500	Dual Rate	2.05 (52)	1.57 (40)	2.64 (67)	0.21	0.10	Plug-in
PSC-6500F-C*	6	5.0 / 6.95	500	Float	2.05 (52)	1.57 (40)	2.64 (67)	0.21	0.10	Plug-in
PSC-61000A-C*	6	6.75 / 7.35	1000	Dual Rate	2.24 (57)	1.73 (44)	3.23 (82)	0.30	0.14	Plug-in
PSC-64000A-C	6	6.75 / 7.35	4000	Dual Rate	5.43 (138)	2.83 (72)	1.65 (42)	0.90	0.41	Desk Top
PSC-12300A-C*	12	13.50 / 14.70	300	Dual Rate	2.05 (52)	1.57 (40)	2.64 (67)	0.21	0.10	Plug-in
PSC-12300F-C*	12	10.0 / 13.8	300	Float	2.05 (52)	1.57 (40)	2.64 (67)	0.21	0.10	Plug-in
PSC-12500A-C*	12	13.50 / 14.70	500	Dual Rate	2.24 (57)	1.73 (44)	3.23 (82)	0.30	0.14	Plug-in
PSC-12500F-C*	12	10.0 / 13.8	500	Float	2.05 (52)	1.57 (40)	2.64 (67)	0.21	0.10	Plug-in
PSC-12800A-C*	12	13.50 / 14.70	800	Dual Rate	2.24 (57)	1.73 (44)	3.23 (82)	0.30	0.14	Plug-in
PSC-122000A-C	12	13.50 / 14.70	1800	Dual Rate	5.43 (138)	2.83 (72)	1.65 (42)	0.90	0.41	Desk Top
PSC-124000A-C	12	13.50 / 14.70	4000	Dual Rate	5.43 (138)	2.83 (72)	1.65 (42)	0.90	0.41	Desk Top
PSC-1210000A-C**	12	13.50 / 14.70	10000	Dual Rate	8.80 (224)	5.17 (131)	3.33 (85)	4.30	1.95	Desk Top
PSC-241000A-C	24	27.00 / 29.40	1000	Dual Rate	5.43 (138)	2.83 (72)	1.65 (42)	0.90	0.41	Desk Top

* Note: All plug-in design have 39" (1m) leads. All desktop design have 59" (1.5m) input leads and 39" (1m) output leads. Connectors to the battery are alligator clips with insulated sleeves.

** Note: PSC-1210000A-C is only available for use with input voltages of 90-132V 60 Hz. This charger is ideally suited for batteries from 40-100AH. The charger may also be used for charging batteries from 100-140AH, but the charging time will be increased.

Power-Sonic does not offer chargers for batteries with capacities higher than 100 AH. If you have any queries or difficulties locating a suitable charger for batteries above 100 AH, our Technical Department will be happy to assist you.

All data subject to change without notice.

Further Information

Please refer to our website www.power-sonic.com for a complete range of useful downloads, such as product catalogs, specification sheets, technical manual, material safety data sheets (MSDS), ISO certification, etc.

Contact Information

DOMESTIC SALES
Tel: +1-619-661-2020
Fax: +1-619-661-3650
national-sales@power-sonic.com

CUSTOMER SERVICE
Tel: +1-619-661-2030
Fax: +1-619-661-3648
customer-service@power-sonic.com

TECHNICAL SUPPORT
Tel: +1-619-661-2020
Fax: +1-619-661-3648
support@power-sonic.com

INTERNATIONAL SALES
Tel: +1-650-364-5001
Fax: +1-650-366-3662
international-sales@power-sonic.com