




# **POWER *PS* SONIC<sup>®</sup>** **Super Sport Series**


2015-2016 Battery Applications and Specifications



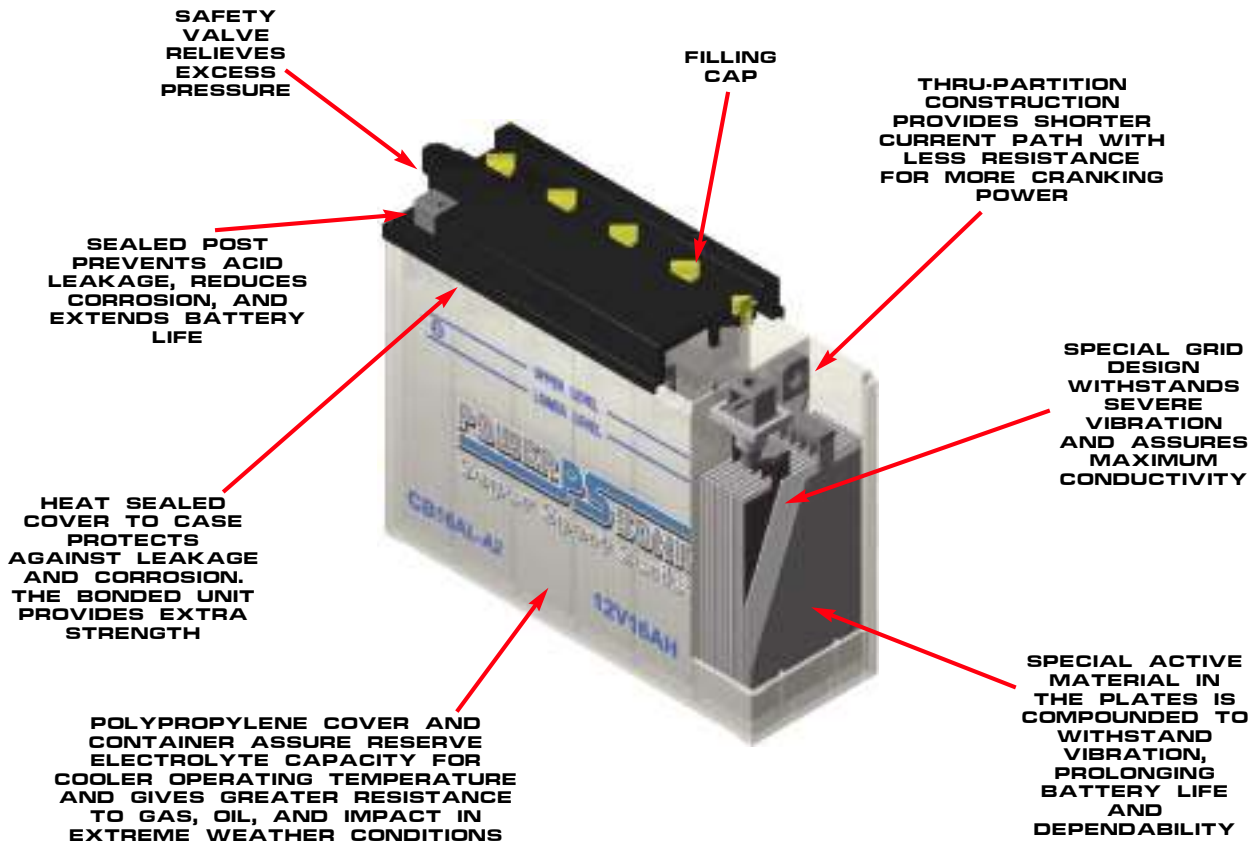
**Powerful stuff comin' at ya!**

# POWERPS SONIC Super Sport Series

## SEALED MAINTENANCE FREE BATTERY FEATURES



## HIGH PERFORMANCE BATTERY FEATURES



**TABLE OF CONTENTS**

**BATTERY TYPES . . . . .4**

**DESIGNATION OF PART NUMBERS . . . . .5**

**TERMINAL CONFIGURATIONS . . . . .6**

**BATTERY SPECIFICATIONS . . . . .7-9**

**COMPETITIVE CROSS REFERENCE CHART . . . . .9-11**

**BATTERY CROSS REFERENCE CHART . . . . .11**

**MOTORCYCLE BATTERY APPLICATIONS . . . . .11-18**

**ALL TERRAIN VEHICLE BATTERY APPLICATIONS . . . . .18-21**

**UTILITY VEHICLE BATTERY APPLICATIONS . . . . .21**

**PERSONAL WATERCRAFT BATTERY APPLICATIONS . . . . .22**

**SNOWMOBILE BATTERY APPLICATIONS . . . . .22-24**

**EUROPEAN AND OTHER MOTORCYCLE BATTERY APPLICATIONS . . . . .24-27**

**SCOOTER BATTERY APPLICATIONS . . . . .27-28**

**RIDING MOWER BATTERY APPLICATIONS . . . . .28-29**

**POWERSPORT BATTERY BUYING GUIDE . . . . .29**

**BATTERY HARDWARE . . . . .30-35**

**IMPORT AUTOMOTIVE BATTERY SPECIFICATIONS . . . . .35**

**BATTERY SITTER & HANDHELD TESTER . . . . .36**

**BATTERY RACK & PROMOTIONAL ITEMS . . . . .37**

**POWER-SONIC CORPORATE OFFICES - SAN DIEGO, CALIFORNIA**



**DISCLAIMER STATEMENT:**

These instructions are based on sound engineering principles, research, extensive field experience, and technical judgements of industry members, and are subject to change in light of developments in technology, field experience, and incoming fit data. Power-Sonic Corporation disclaims any representation or warranty, expressed or implied, concerning this catalog's data or recommendations, and in no event shall be liable for any loss or damage claimed to have arisen as a result of the use of data or from following the recommendation set forth in this catalog.

Please Note: Photos in this catalogue and on the cover depict highly skilled professional riders on closed courses. Do not try to attempt these maneuvers.



### Conventional Batteries-

This type of batteries has flooded electrolyte and is very accessible. These batteries have to be carefully and periodically maintained. The conventional batteries are normally less expensive than the other types mentioned below, but with the cost savings come more maintenance. You will need to add distilled water from time to time to prevent the battery from sulfating. Water loss is a normal characteristic of this type of battery because of the high temperature inside, and the process of electrolysis and evaporation. This means the fluid level of the battery needs to be checked on a regular basis. Conventional batteries also tend to discharge more rapidly than AGM type batteries.

### AGM Sealed Maintenance Free Batteries-

Once these batteries are put into service, they become a completely sealed unit requiring a lot less maintenance than Conventional Batteries. Although the battery still needs to be charged on a regular basis if your vehicle is not in use, there is no need to monitor the fluid level in this battery type. Unlike the conventional battery listed above, once this type battery is sealed, it becomes spill proof, which can eliminate damage from battery acid that can occur from using a flooded battery.

### AGM Factory Activated Maintenance Free Batteries-

The same convenience and technology as the Sealed Maintenance Free Batteries, except this battery is sealed and activated at the time of manufacture. Very convenient to the point that all that needs to be done is put the battery into your vehicle and you are ready to ride. The only downside of this type of battery is that all batteries once activated have a shelf life, and if this battery is not going to be used right away, or be put in a vehicle that is not going to ridden on a regular basis, the battery will need to be kept charged on a battery maintainer.

DESIGNATION OF PART NUMBERS

The numbers & letters in the top halves of the tables are commonly used examples of motorcycle batteries. Use the letters in the bottom halves of the table & the designation keys below each table to see what the letters & numbers represent.

Maintenance Free Batteries (AGM)

PTX	14	A	H	L	-	BS	-	1
1	2	3	4	5	-	6	-	7

- 1 - High Performance AGM (PTX, PIX, PTZ)
- 2 - Performance classification
- 3 - Designates unique battery case size
- 4 - Higher CCA

- 5 - Polarity location
- 6 - Bottle supplied electrolyte
- 7 - Designates unique terminal

High Performance Conventional

CB	16A	L	-	A2
1	2	3	-	4

- 1 - High Performance Conventional battery
- 2 - Size of battery case

- 3 - Polarity location
- 4 - Terminal and Exhaust location

Conventional

12	N	12A	-	4	A	-	1
1	2	3	-	4	5	-	6

- 1 - Nominal voltage
- 2 - Conventional battery
- 3 - Size of battery case

- 4 - Polarity location
- 5 - Exhaust location
- 6 - Designates unique terminal

## TERMINAL CONFIGURATIONS

Terminal shapes vary from one battery to another. By identifying the correct replacement battery from the listing in this book, you are assured of the proper terminal configuration. For custom applications, refer to the following chart to identify terminal shape and corresponding batteries.

TERMINAL TYPE	FRONT	SIDE	TOP	BATTERY TYPE
1				PTX16-BS-1, CB7C-A, CB14L-A1
2				CB9L-A2, CB16AL-A2
3				CB7L-B, C60-N24-A, C60-N24L-A, C60-N24AL-B, 12N24-3
4				PTX14AHBS-FS, PTX14AHLBS-FS, PTX14BS-FS, PTX15LBS-FS, PTZ16H, PTX20BS-FS, PTX20LBS-FS, PIX50LBS-FS, PTX14AH-BS, PTX14AHL-BS, PTX14-BS, PTX14L-BS, PTX15L-BS, PTX16-BS, PTX20CH-BS, PTX20-BS, PTX20L-BS, PIX50-BS, PIX50L-BS, CB12C-A, CB16B-A, C50-N18L-A3, CB30L-B, CB30CL-B
5				PTX4LBS-FS, PTX5LBS-FS, PTZ5S, PTX7ABS-FS, PTX7LBS-FS, PTZ7S, PTZ8V, PTX9BS-FS, PTX12BS-FS, PTX19CLBS-FS, PIX30LBS-FS, PIX30CLBS-FS, PTX4L-BS, PTX5L-BS, PT6.5L-BS, PTX7A-BS, PTX7L-BS, PTX9-BS, PTX12-BS, PTX19CL-BS, PIX30L-BS, PIX30CL-BS, CB4L-A, CB4L-B, CB16CL-B
6				PTX12AABS-FS, PTX19BS-FS, PTX19LBS-FS, PTX19-BS, PTX19L-BS, PT9A-BS, CB16B-LM, CB16HL-A-LM, CB3L-A, CB3L-B, CB5L-B, CB7-A, CB9-B, CB9A-A, CB9L-B, CB10L-B, CB12A-A, CB12AL-A, CB12A-B, CB14A-A, CB16-B, CB16L-B, 6N6-3B, 6N6-3B-1, 6CB8L-B, 6N11-2D, 6N11A-1B, 6N12A-2D, B38-6A, B39-6, B54-6, 12N5-3B, 12N5-4B, 12N5.5-3B, 12N5.5-4A, 12N5.5A-3B, 12N7-4A, 12N7-3B, 12N7D-3B, 12N7-4B, 12N9-3A-1, 12N9-3B, 12N9-4B-1, 12N10-3A, 12N10-3A-1, 12N12A-4A-1
7				C50-N18L-A-LM, CB16B-A1, HCB16A-AB, CB18-A, CB18L-A, C50-N18A-A, SC50-N18L-AT
8				CB10A-A2, CB10L-A2, CB10L-B2, CB12AL-A2, CB12B-B2, CB14A-2, CB14A-A2, CB14B-2, CB14L-A2, CB14L-B2, SCB14L-A2, SCB14L-B2, 12N11-3A-1, 12N14-3A
9				CHD4-12
10				51913-FS, 51814, 51913, 53030
11				PT6B-3, PT7B-4, PT9B-4, PTZ10S, PT12B-4, PTZ12S, PT14B-4, PTZ14S, PTX12ABS-FS, PTR9-BS, PTX12A-BS
12				PTR4A-BS
13				PTX4B-BS
14				P11U1LD-FS, U1(9), U1R(9)
15				PTX14LBS-FS, PTX20HBS-FS, PTX20HLBS-FS, PIX30HLBS-FS, PIX32HLBS-FS

**BATTERY SPECIFICATIONS**

**HIGH PERFORMANCE FACTORY ACTIVATED MAINTENANCE FREE (AGM)**

Type	Voltage (V)	Capacity at 10HR (Ah)	CCA @ 0° F (-18° C)	CA†	Apprx. Weight w/ Acid (Lbs.)	Acid Volume (Oz.)	Regular Charge Current (Ah)	Terminal Type (See Page 6)	Dimensions in Inches (+/- 1/16 In.)			Dimensions In Millimeters (+/- 2 mm.)			Assembly Figure (per cover polarity)
									Length	Width	Height	Length	Width	Height	
PTZ16H	12	16	240	320	10.7	—	1.6	4	6	3 7/16	5 3/4	150	87	145	[Diagram]
PTX20HBS-FS	12	20	290	460	14.6	—	2.0	15	6 7/8	3 7/16	6 1/8	175	87	155	[Diagram]
PTX20HLBS-FS	12	20	290	460	14.6	—	2.0	15	6 7/8	3 7/16	6 1/8	175	87	155	[Diagram]
PIX30HLBS-FS	12	30	400	530	21.6	—	3.0	15	6 9/16	5	6 7/8	166	126	175	[Diagram]
PIX32HLBS-FS	12	32	420	560	22.9	—	3.2	15	6 9/16	5	6 7/8	166	126	175	[Diagram]

**FACTORY ACTIVATED MAINTENANCE FREE (AGM)**

Type	Voltage (V)	Capacity at 10HR (Ah)	CCA @ 0° F (-18° C)	CA†	Apprx. Weight w/ Acid (Lbs.)	Acid Volume (Oz.)	Regular Charge Current (Ah)	Terminal Type (See Page 6)	Dimensions in Inches (+/- 1/16 In.)			Dimensions In Millimeters (+/- 2 mm.)			Assembly Figure (per cover polarity)
									Length	Width	Height	Length	Width	Height	
PTX4LBS-FS	12	3	40	130	3.3	—	0.4	5	4 1/2	2 13/16	3 3/8	114	71	86	[Diagram]
PTX5LBS-FS	12	4	65	150	4.4	—	0.5	5	4 1/2	2 13/16	4 3/16	114	71	106	[Diagram]
PTZ5S	12	4	50	150	4.2	—	0.3	5	4 7/16	2 3/4	3 1/3	113	70	85	[Diagram]
PT6B-3	12	6	70	215	5.2	—	0.6	11	4 7/16	2 3/4	4 5/8	113	70	117	[Diagram]
PT7B-4	12	6	85	230	5.6	—	0.6	11	6	2 9/16	3 11/16	150	65	93	[Diagram]
PTX7ABS-FS	12	6	85	175	5.9	—	0.7	5	6	3 7/16	3 3/4	150	87	94	[Diagram]
PTX7LBS-FS	12	6	80	130	5.5	—	0.6	5	4 1/2	2 13/16	5 3/16	114	71	131	[Diagram]
PTZ7S	12	6	75	210	5.2	—	0.6	5	4 7/16	2 3/4	4 1/8	113	70	105	[Diagram]
PTZ8V	12	7	80	215	6.0	—	0.7	5	4 1/2	2 13/16	5 3/16	114	71	131	[Diagram]
PT9B-4	12	8	100	280	6.7	—	0.8	11	6	2 3/4	4 1/8	150	70	105	[Diagram]
PTX9BS-FS	12	8	90	215	7.2	—	0.9	5	6	3 7/16	4 3/16	150	87	105	[Diagram]
PTZ10S	12	8.5	130	285	7.4	—	0.9	11	6	3 7/16	3 11/16	150	87	93	[Diagram]
PT12B-4	12	10.5	115	280	8.4	—	1.0	11	6	2 3/4	5 1/8	150	69	130	[Diagram]
PTX12AABS-FS	12	12	120	230	10.0	—	1.2	6	5 5/16	3 3/16	6 5/16	134	80	160	[Diagram]
PTX12ABS-FS	12	10	120	225	7.5	—	1.0	11	6	3 7/16	4 3/16	150	87	105	[Diagram]
PTX12BS-FS	12	10	120	260	9.1	—	1.2	5	6	3 7/16	5 1/8	150	87	130	[Diagram]
PTZ12S	12	11	140	340	9.2	—	1.1	11	6	3 7/16	4 3/8	150	87	110	[Diagram]
PT14B-4	12	12	135	270	9.7	—	1.2	11	6	2 3/4	5 3/4	150	70	145	[Diagram]
PTX14BS-FS	12	12	150	275	10.6	—	1.4	4	6	3 7/16	5 3/4	150	87	145	[Diagram]
PTX14AHBS-FS	12	12	160	340	11.4	—	1.4	4	5 5/16	3 9/16	6 3/8	135	90	161	[Diagram]
PTX14AHLBS-FS	12	12	160	340	11.4	—	1.4	4	5 5/16	3 9/16	6 3/8	135	90	161	[Diagram]
PTX14LBS-FS	12	12	150	275	10.6	—	1.4	15	6	3 7/16	5 3/4	150	87	145	[Diagram]
PTZ14S	12	12	140	340	9.2	—	1.2	11	6	3 7/16	4 3/8	150	87	110	[Diagram]
PTX15LBS-FS	12	13	180	320	11.1	—	1.3	4	6 7/8	3 7/16	5 1/8	175	87	130	[Diagram]
PTX19BS-FS	12	19	190	400	14.7	—	1.9	6	6 7/8	4	6 1/8	175	101	157	[Diagram]
PTX19LBS-FS	12	19	190	400	14.7	—	1.9	6	6 7/8	4	6 1/8	175	101	157	[Diagram]
PTX19CLB-FS	12	21	210	415	17.1	—	2.1	5	6 7/8	4	6 7/8	175	101	175	[Diagram]
PTX20BS-FS	12	18	200	405	14.1	—	1.8	4	6 7/8	3 7/16	6 1/8	175	87	155	[Diagram]
PTX20LBS-FS	12	18	200	405	14.1	—	1.8	4	6 7/8	3 7/16	6 1/8	175	87	155	[Diagram]
PIX30LBS-FS	12	28	280	505	20.3	—	2.8	5	6 9/16	5	6 7/8	166	126	175	[Diagram]
PIX30CLBS-FS	12	30	280	505	23.9	—	3.0	5	6 9/16	5	7 5/8	166	126	194	[Diagram]
PIX50LBS-FS	12	21	230	400	17.4	—	2.1	4	8 1/8	3 7/16	6 7/8	205	86	161	[Diagram]
51913-FS*	12	19	170	325	13.9	—	1.9	10	7 7/16	3 1/4	6 7/8	186	82	171	[Diagram]
P11U1LD-FS	12	32	300	495	22.7	—	3.2	14	7 3/4	5 1/4	7 7/16	196	131	186	[Diagram]

\*Maintenance Free Gel Technology

†Cranking value determined by the use of a hand held tester. Individual test results may vary.

**Due to the self-discharge characteristics of this type of battery, it is imperative that they be charged within 6 months of storage, otherwise permanent loss of capacity might occur as a result of sulfation. To prolong shelf life without charging, store batteries at 50°F (10°C) or less.**

**SEALED MAINTENANCE FREE (AGM)**

Type	Voltage (V)	Capacity at 10HR (Ah)	CCA @ 0° F (-18° C)	CA†	Apprx. Weight w/o Acid (Lbs.)	Acid Volume (Oz.)	Regular Charge Current (Ah)	Terminal Type (See Page 6)	Dimensions in Inches (+/- 1/16 In.)			Dimensions In Millimeters (+/- 2 mm.)			Assembly Figure (per cover polarity)
									Length	Width	Height	Length	Width	Height	
PTR4A-BS	12	2.3	30	2.2	4.7	0.3	0.3	12	4 1/2	1 15/16	3 3/8	114	49	86	[Diagram]
PTX4B-BS	12	2.3	30	2.0	4.1	0.3	0.3	13	4 1/2	1 9/16	3 7/16	114	39	86.5	[Diagram]
PTX4L-BS	12	3	40	3.1	6.1	0.4	0.5	5	4 1/2	2 13/16	3 3/8	114	71	86	[Diagram]
PTX5L-BS	12	4	55	3.8	8.1	0.5	0.5	5	4 1/2	2 13/16	4 3/16	114	71	106	[Diagram]
PT6.5L-BS	12	6.5	60	4.3	12.8	0.65	0.65	5	5 1/2	2 5/8	4	139	66	102	[Diagram]
PTX7A-BS	12	6	85	4.9	11.2	0.7	0.7	5	6	3 7/16	3 3/4	150	87	94	[Diagram]
PTX7L-BS	12	6	75	4.5	11.2	0.6	0.6	5	4 1/2	2 13/16	5 3/16	114	71	131	[Diagram]
PT9A-BS	12	9	90	6.0	18.9	0.9	0.9	6	5 5/16	3	5 1/2	135	76	140	[Diagram]
PTR9-BS	12	8	120	6.3	13.5	0.9	0.9	11	6	3 7/16	4 3/16	150	87	105	[Diagram]
PTX9-BS	12	8	90	5.9	13.5	0.9	0.9	5	6	3 7/16	4 3/16	150	87	105	[Diagram]
PTX12-BS	12	10	160	7.7	20.3	1.2	1.2	5	6	3 7/16	5 1/8	150	87	130	[Diagram]
PTX12A-BS	12	10	120	6.7	15.9	1.0	1.0	11	6	3 7/16	4 3/16	150	87	105	[Diagram]
PTX14-BS	12	12	180	9.1	23.3	1.4	1.4	4	6	3 7/16	5 3/4	150	87	145	[Diagram]
PTX14AH-BS	12	12	160	9.1	22.3	1.4	1.4	4	5 5/16	3 9/16	6 3/8	135	90	161	[Diagram]
PTX14AHL-BS	12	12	160	9.1	22.3	1.4	1.4	4	5 5/16	3 9/16	6 3/8	135	90	161	[Diagram]
PTX14L-BS	12	12	180	9.1	23.3	1.4	1.4	4	6	3 7/16	5 3/4	150	87	145	[Diagram]
PTX15L-BS	12	13	180	10.5	23.3	1.3	1.3	4	6 7/8	3 7/16	5 1/8	175	87	130	[Diagram]
PTX16-BS	12	14	200	10.8	26.4	1.4	1.4	4	6	3 7/16	6 3/8	150	87	161	[Diagram]
PTX16-BS-1	12	14	200	10.8	26.4	1.4	1.4	1	6	3 7/16	6 3/8	150	87	161	[Diagram]
PTX19-BS	12	19	190	14.3	32.5	1.2	1.2	6	6 7/8	4	6 1/8	175	101	157	[Diagram]
PTX19L-BS	12	19	190	14.3	32.5	1.2	1.2	6	6 7/8	4	6 1/8	175	101	157	[Diagram]
PTX19CL-BS	12	21	210	16.5	32.5	1.2	1.2	5	6 7/8	4	6 7/8	175	101	175	[Diagram]
PTX20CH-BS	12	18	220	11.6	27.7	1.8	1.8	4	6	3 7/16	6 3/8	150	87	161	[Diagram]
PTX20-BS	12	18	210	12.7	31.4	1.8	1.8	4	6 7/8	3 7/16	6 1/8	175	87	155	[Diagram]
PTX20L-BS	12	18	210	12.7	31.4	1.8	1.8	4	6 7/8	3 7/16	6 1/8	175	87	155	[Diagram]
PIX30L-BS	12	28	280	18.9	55.5	2.8	2.8	5	6 9/16	5	6 7/8	166	126	175	[Diagram]
PIX30CL-BS	12	30	280	18.9	55.5	2.8	2.8	5	6 9/16	5	7 5/8	166	126	194	[Diagram]
PIX50-BS	12	21	240	15.6	33.5	2.1	2.1	4	8 1/8	3 7/16	6 7/8	205	86	161	[Diagram]
PIX50L-BS	12	21	240	15.6	33.5	2.1	2.1	4	8 1/8	3 7/16	6 7/8	205	86	161	[Diagram]

## BATTERY SPECIFICATIONS

### LOW MAINTENANCE

Type	Voltage (V)	Capacity at 10HR (Ah)	CCA @ 0° F (-18° C)	Apprx. Weight w/o Acid (Lbs.)	Acid Volume (Oz.)	Regular Charge Current (Ah)	Terminal Type (See Page 6)	Dimensions in Inches (+/- 1/16 In.)			Dimensions in Millimeters (+/- 2 mm.)			Assembly Figure (per cover polarity)
								Length	Width	Height	Length	Width	Height	
CB16-B-LM	12	19	230	10.6	40.6	1.9	6	6 7/8	4	6 1/8	175	100	155	
CB16HL-A-LM	12	19	230	10.6	40.6	1.9	6	6 7/8	4	6 1/8	175	100	155	
C50-N18L-A-LM	12	20	220	10.3	47.3	2.0	7	8 1/8	3 9/16	6 7/8	205	90	162	

### HIGH PERFORMANCE

Type	Voltage (V)	Capacity at 10HR (Ah)	CCA @ 0° F (-18° C)	Apprx. Weight w/o Acid (Lbs.)	Acid Volume (Oz.)	Regular Charge Current (Ah)	Terminal Type (See Page 6)	Dimensions in Inches (+/- 1/16 In.)			Dimensions in Millimeters (+/- 2 mm.)			Assembly Figure (per cover polarity)
								Length	Width	Height	Length	Width	Height	
CB2.5L-C	12	2.5	20	1.9	8.1	0.3	-	3 3/16	2 3/4	4 1/8	80	70	105	
CB2.5L-C-1	12	2.5	20	1.9	8.1	0.3	-	3 3/16	2 3/4	4 1/8	80	70	105	
CB3L-A	12	3	32	2.3	8.1	0.3	6	3 7/8	2 1/4	4 3/8	98	56	110	
CB3L-B	12	3	32	2.3	8.1	0.3	6	3 7/8	2 1/4	4 3/8	98	56	110	
CB4L-A	12	4	40	2.6	10.1	0.4	5	4 3/4	2 3/4	3 5/8	120	70	92	
CB4L-B	12	4	40	2.6	10.1	0.4	5	4 3/4	2 3/4	3 5/8	120	70	92	
CB5L-B	12	5	50	3.2	12.2	0.5	6	4 3/4	2 3/8	5 1/8	120	60	130	
CB7-A	12	8	90	4.7	20.3	0.8	6	5 5/16	3	5 1/4	135	75	133	
CB7C-A	12	8	80	5.2	20.3	0.8	1	5 1/8	3 9/16	4 1/2	130	90	114	
CB7L-B	12	8	90	4.7	20.3	0.8	3	5 5/16	3	5 1/4	135	75	133	
CB9-B	12	9	90	4.8	20.3	0.9	6	5 5/16	3	5 1/2	135	75	139	
CB9A-A	12	9	90	5.0	20.3	0.9	6	5 5/16	3	6 1/8	135	75	155	
CB9L-A2	12	9	90	4.8	20.3	0.9	2	5 5/16	3	5 1/2	135	75	139	
CB9L-B	12	9	90	4.8	20.3	0.9	6	5 5/16	3	5 1/2	135	75	139	
CB10A-A2	12	11	140	6.2	27.0	1.1	8	5 5/16	3 9/16	6 1/8	135	90	155	
CB10L-A2	12	11	140	6.2	27.0	1.1	8	5 5/16	3 9/16	5 3/4	135	90	145	
CB10L-B	12	11	140	6.2	27.0	1.1	6	5 5/16	3 9/16	5 3/4	135	90	145	
CB10L-B2	12	11	140	6.2	27.0	1.1	8	5 5/16	3 9/16	5 3/4	135	90	145	
CB12A-A†	12	12	135	7.0	27.0	1.2	6	5 5/16	3 3/16	6 5/16	134	80	160	
CB12AL-A	12	12	135	7.0	25.4	1.2	6	5 5/16	3 3/16	5 5/16	134	80	160	
CB12AL-A2	12	12	135	7.0	25.4	1.2	8	5 5/16	3 3/16	6 5/16	134	80	160	
CB12A-B	12	12	135	7.0	25.4	1.2	6	5 5/16	3 3/16	6 5/16	134	80	160	
CB12B-B2	12	13	145	7.5	27.0	1.2	8	6 5/16	3 9/16	5 1/8	160	90	130	
CB12C-A	12	13	135	7.1	27.0	1.2	4	5 5/16	3 3/16	6 7/8	134	80	175	
CB14-A2	12	14	160	7.7	30.4	1.4	8	5 5/16	3 1/2	6 9/16	134	89	166	
CB14A-A	12	14	160	7.8	30.4	1.4	6	5 5/16	3 1/2	6 15/16	134	89	176	
CB14A-A2	12	14	160	7.8	30.4	1.4	8	5 5/16	3 1/2	6 15/16	134	89	176	
CB14-B2	12	14	160	7.7	30.4	1.4	8	5 5/16	3 1/2	6 9/16	134	89	166	
CB14L-A1	12	14	160	7.7	30.4	1.4	1	5 5/16	3 1/2	6 9/16	134	89	166	
CB14L-A2	12	14	160	7.7	30.4	1.4	8	5 5/16	3 1/2	6 9/16	134	89	166	
CB14L-B2	12	14	160	7.7	30.4	1.4	8	5 5/16	3 1/2	6 9/16	134	89	166	
SCB14L-A2*	12	14	160	7.7	30.4	1.4	8	5 5/16	3 1/2	6 9/16	134	89	166	
SCB14L-B2*	12	14	160	7.7	30.4	1.4	8	5 5/16	3 1/2	6 9/16	134	89	166	
CB16-B	12	19	230	10.6	40.6	1.9	6	6 7/8	4	6 1/8	175	100	155	
CB16B-A	12	16	180	8.2	33.8	1.6	4	6 5/16	3 9/16	6 3/8	160	90	161	
CB16B-A1	12	16	180	8.2	33.8	1.6	7	6 5/16	3 9/16	6 3/8	160	90	161	
CB16AL-A2	12	16	190	8.7	37.2	1.6	2	8 1/8	2 13/16	6 7/16	207	71.5	164	
CB16CL-B	12	19	230	10.8	40.6	1.9	5	6 7/8	4	6 7/8	175	100	175	
CB16L-B†	12	19	230	10.6	40.6	1.9	6	6 7/8	4	6 1/8	175	100	155	
HCB16A-AB	12	16	140	8.4	30.4	1.6	7	6	3 5/8	7 1/16	151	91	180	
CB18-A	12	18	190	9.3	40.6	1.8	7	7 1/8	3 9/16	6 3/8	180	90	162	
CB18L-A	12	18	190	9.3	40.6	1.8	7	7 1/8	3 9/16	6 3/8	180	90	162	
C50-N18A-A	12	20	220	10.4	50.7	2.0	7	8 1/8	3 9/16	6 15/16	205	90	176	
C50-N18L-A3	12	20	220	10.4	47.3	2.0	4	8 1/8	3 9/16	6 3/8	205	90	162	
SC50-N18L-AT*	12	20	220	10.4	47.3	2.0	7	8 1/8	3 9/16	6 3/8	205	90	162	
C60-N24-A	12	28	280	13.1	57.5	2.8	3	7 1/4	4 7/8	6 7/8	184	124	175	
C60-N24L-A	12	28	280	13.1	57.5	2.8	3	7 1/4	4 7/8	6 7/8	184	124	175	
C60-N24L-B	12	28	280	13.1	57.5	2.8	3	7 1/4	4 7/8	6 7/8	184	124	175	
CB30L-B	12	30	300	15.8	57.5	3.0	4	6 5/8	5 3/16	6 15/16	168	132	176	
CB30CL-B	12	30	300	15.9	57.5	3.0	4	6 5/8	5 3/16	7 9/16	168	132	192	
51814	12	19*	150	11.0	33.8	1.3	10	7 7/16	3 1/4	6 7/8	186	82	171	
51913	12	19*	150	11.0	33.8	1.9	10	7 7/16	3 1/4	6 7/8	186	82	171	
53030	12	30*	280	13.2	54.1	3.0	10	7 7/16	5 1/8	6 7/8	186	130	171	

### CONVENTIONAL 6 VOLT

Type	Voltage (V)	Capacity at 10HR (Ah)	CCA @ 0° F (-18° C)	Apprx. Weight w/o Acid (Lbs.)	Acid Volume (Oz.)	Regular Charge Current (Ah)	Terminal Type (See Page 6)	Dimensions in Inches (+/- 1/16 In.)			Dimensions in Millimeters (+/- 2 mm.)			Assembly Figure (per cover polarity)
								Length	Width	Height	Length	Width	Height	
6N2-2A	6	2	20	1.0	3.4	0.2	-	2 3/4	1 7/8	3 3/4	70	47	96	
6N2-2A-1	6	2	20	1.0	3.4	0.2	-	2 3/4	1 7/8	3 3/4	70	47	96	
6N2-2A-3	6	2	20	1.0	3.4	0.2	-	2 3/4	1 7/8	3 3/4	70	47	96	
6N2-2A-4	6	2	20	1.0	3.4	0.2	-	2 3/4	1 7/8	3 3/4	70	47	96	
6N2-2A-8	6	2	20	1.0	3.4	0.2	-	2 3/4	1 7/8	3 3/4	70	47	96	
6N2A-2C	6	2	20	1.0	3.4	0.2	-	2 3/4	1 7/8	4 3/16	70	47	106	
6N2A-2C-3	6	2	20	1.0	3.4	0.2	-	2 3/4	1 7/8	4 3/16	70	47	106	
6N4-2A	6	4	25	1.4	6.8	0.4	-	2 13/16	2 13/16	3 3/4	71	71	96	
6N4-2A-2	6	4	25	1.4	6.8	0.4	-	2 13/16	2 13/16	3 3/4	71	71	96	
6N4-2A-3	6	4	25	1.4	6.8	0.4	-	2 13/16	2 13/16	3 3/4	71	71	96	
6N4-2A-4	6	4	25	1.4	6.8	0.4	-	2 13/16	2 13/16	3 3/4	71	71	96	
6N4-2A-5	6	4	25	1.4	6.8	0.4	-	2 13/16	2 13/16	3 3/4	71	71	96	
6N4-2A-8 (6)	6	4	25	1.4	6.8	0.4	-	2 13/16	2 13/16	3 3/4	71	71	96	
6N4A-4D	6	4	35	1.5	6.8	0.4	-	2 3/8	2 1/4	5 1/8	61	57	131	
6N4B-2A	6	4	24	1.3	6.8	0.4	-	4	1 7/8	3 3/4	102	48	96	
6N4B-2A-3	6	4	24	1.3	6.8	0.4	-	4	1 7/8	3 3/4	102	48	96	

† Sensor available for this battery.

\* This battery includes a sensor.

\* @ 20 hr. rate.



**BATTERY SPECIFICATIONS**

**CONVENTIONAL 6 VOLT (Continued)**

Type	Voltage (V)	Capacity at 10HR (Ah)	CCA @ 0° F (-18° C)	Apprx. Weight w/o Acid (Lbs.)	Acid Volume (Oz.)	Regular Charge Current (Ah)	Terminal Type (See Page 6)	Dimensions in Inches (+/- 1/16 In.)			Dimensions in Millimeters (+/- 2 mm.)			Assembly Figure (per cover polarity)
								Length	Width	Height	Length	Width	Height	
6N4B-2A-5	6	4	24	1.3	6.8	0.4	-	4	1 7/8	3 3/4	102	48	96	
6N4C-1B	6	4	24	1.5	6.8	0.4	-	2 13/16	2 13/16	4 1/8	71	71	105	
6N5.5-1D	6	5.5	40	1.9	10.1	0.6	-	3 9/16	2 3/4	3 15/16	90	70	100	
6N5.5-1D-1	6	5.5	40	1.9	10.1	0.6	-	3 9/16	2 3/4	3 15/16	90	70	100	
6N6-1B	6	6	48	1.9	10.1	0.6	-	3 7/8	2 1/4	4 3/8	99	57	111	
6N6-1D-2	6	6	48	1.9	10.1	0.6	-	3 7/8	2 1/4	4 3/8	99	57	111	
6N6-3B	6	6	48	1.8	10.1	0.6	6	3 7/8	2 1/4	4 3/8	99	57	111	
6N6-3B-1	6	6	48	1.8	10.1	0.6	6	3 7/8	2 1/4	4 3/8	99	57	111	
6CB8L-B	6	8	64	2.8	10.5	0.8	6	4 3/4	2 3/4	3 3/4	120	70	95	
6N11-2D	6	11	88	3.4	13.5	1.1	6	5 7/8	2 3/4	3 15/16	150	70	100	
6N11A-1B	6	11	88	2.8	13.5	1.1	6	4 13/16	2 7/16	5 1/8	122	62	131	
6N12A-2D	6	12	96	3.2	15.2	1.2	6	6 1/8	2 1/4	4 9/16	156	57	116	
B38-6A	6	13	104	3.5	21.0	1.3	6	4 11/16	3 1/4	6 15/16	119	83	161	
B39-6	6	7	60	2.2	10.1	0.7	6	4 15/16	1 7/8	4 15/16	126	48	126	
B54-6	6	12	96	3.8	16.9	1.2	6	6 1/8	2 1/4	4 9/16	156	57	116	

**CONVENTIONAL 12 VOLT**

Type	Voltage (V)	Capacity at 10HR (Ah)	CCA @ 0° F (-18° C)	Apprx. Weight w/o Acid (Lbs.)	Acid Volume (Oz.)	Regular Charge Current (Ah)	Terminal Type (See Page 6)	Dimensions in Inches (+/- 1/16 In.)			Dimensions in Millimeters (+/- 2 mm.)			Assembly Figure (per cover polarity)
								Length	Width	Height	Length	Width	Height	
12N5-3B	12	5	40	3.3	13.5	0.5	6	4 3/4	2 3/8	5 1/8	120	60	130	
12N5-4B	12	5	40	3.3	13.5	0.5	6	4 3/4	2 3/8	5 1/8	120	60	130	
12N5.5-3B	12	5.5	60	3.6	13.5	0.6	6	5 5/16	2 3/8	5 1/8	135	60	130	
12N5.5-4A	12	5.5	60	3.6	13.5	0.6	6	5 5/16	2 3/8	5 1/8	135	60	130	
12N5.5A-3B	12	5.5	44	4.0	16.9	0.6	6	4 1/16	3 9/16	4 1/2	103	90	114	
12N7-4A	12	7	90	4.0	16.9	0.7	6	5 5/16	3	5 1/4	135	75	133	
12N7-3B	12	7	90	4.0	16.9	0.7	6	5 5/16	3	5 1/4	135	75	133	
12N7D-3B	12	7	75	4.2	20.3	0.7	6	5 5/16	3	5 15/16	135	75	150	
12N7-4B	12	7	90	4.0	16.9	0.7	6	5 5/16	3	5 1/4	135	75	133	
12N9-3A-1	12	9	90	5.0	20.3	0.9	6	5 5/16	3	5 1/2	135	75	139	
12N9-3B	12	9	90	4.8	20.3	0.9	6	5 5/16	3	5 1/2	135	75	139	
12N9-4B-1	12	9	90	4.8	20.3	0.9	6	5 5/16	3	5 1/2	135	75	139	
12N10-3A	12	10	95	5.1	27.0	1.0	6	5 5/16	3 9/16	5 3/4	135	90	145	
12N10-3A-1	12	10	95	5.1	27.0	1.0	6	5 5/16	3 9/16	5 3/4	135	90	145	
12N11-3A-1	12	11	103	7.5	27.0	1.1	8	5 5/16	3 9/16	6 1/8	135	90	155	
12N12A-4A-1	12	12	113	6.3	23.7	1.2	6	5 5/16	3 3/16	6 15/16	134	80	160	
12N14-3A	12	14	128	9.2	27.0	1.4	8	5 5/16	3 1/2	6 9/16	134	89	166	
12N24-3	12	24	218	11.1	40.6	2.4	3	7 1/4	4 7/8	6 7/8	184	124	175	
CHD4-12 (H-12)	12	30*	280	14.1	74.4	3.0	9	8 1/8	5 1/4	6 1/2	206	133	165	

**LAWN & GARDEN**

Type	Voltage (V)	Capacity at 10HR (Ah)	CCA @ 0° F (-18° C)	Apprx. Weight w/o Acid (Lbs.)	Acid Volume (Oz.)	Regular Charge Current (Ah)	Terminal Type (See Page 6)	Dimensions in Inches (+/- 1/16 In.)			Dimensions in Millimeters (+/- 2 mm.)			Assembly Figure (per cover polarity)
								Length	Width	Height	Length	Width	Height	
U1(9)	12	24	200	11.3	60.9	2.4	14	7 3/4	5 1/4	7 1/8	196	131	181	
UIR(9)	12	24	200	11.3	60.9	2.4	14	7 3/4	5 1/4	7 1/8	196	131	181	

\* @ 20 hr. rate

**COMPETITIVE CROSS REFERENCE CHART**

**FACTORY SEALED/ SEALED MAINTENANCE FREE**

Power-Sonic	Deka	Exide	JSB (GSBat.)	GS Battery	Interstate	Motocross	Napa	Sears	Wal-Mart	Yacht	Yuasa
PTR4A-BS	-	-	GTR4A-5	-	CYTR4A-BS	M62R4A	-	-	-	CTR4A-BS	YTR4A-BS
PTX4B-BS	-	-	GT4B-5	-	CYT4B-BS	M62T4B	-	-	-	YT4B-BS	YT4B-BS
PTX4L-BS	-	4LBS	GT4L-BS	GTX4L-BS	CYTX4L-BS	M62X4B	740-1865	44015	ES4L-BS	CT4L-BS	YTX4L-BS
PTX5L-BS	-	5LBS	GTX5L-BS	GTX5L-BS	CYTX5L-BS	M32X5B	740-1830	44026	ES5L-BS	CT5L-BS	YT5L-BS
PTZ5S	-	-	GTZ5S	-	-	-	-	-	-	CTZ5S	YTZ5S
PT6.5L-BS	-	-	-	-	-	-	-	-	-	-	-
PT7B-4	-	-	GT7B-4	-	CYT7B-BS	M62T7B	-	-	-	CT7B-4	YT7B-BS
PTX7A-BS	-	-	GTX7A-BS	GTX7A-BS	CYTX7A-BS	M32X7A	-	-	-	CTX7A-BS	YTX7A-BS
PTX7L-BS	-	-	GTX7L-BS	GTX7L-BS	CYTX7L-BS	M327BS	-	-	-	CTX7L-BS	YTX7L-BS
PTZ7S	-	-	GTZ7S	-	FAYTZ7S	M727ZS	-	-	-	CTZ7S	YTZ7S
PTZ8V	-	-	-	-	-	-	-	-	-	-	YTZ8V
PT9A-BS	-	-	-	-	-	-	-	-	-	-	-
PT9B-4	-	-	GT9B-4	-	CYT9B-BS	M729B4	-	-	-	CT9B-4	YT9B-4
PT9-BS	-	-	-	-	-	M62R9B	-	-	-	-	YTR9-BS
PTX9-BS	ETX9	9BS	GTX9-BS	GTX9-BS	CYTX9-BS	M329BS/M429BS	740-1825	44025	ES9BS	CTX9-BS	YTX9-BS
PTZ10S	-	-	GTZ10S-BS	-	FAYTZ10S	M7210A	-	-	-	CTZ10S	YTZ10S
PT12B-4	-	-	GT12B-4	GT12B-4	CYT12B-BS	M6212B	-	-	-	CT12B-4	YT12B-BS
PTX12AA-BS	-	-	-	-	-	-	-	-	-	-	-
PTX12A-BS	-	-	-	GT12A-BS	-	M32ABS	-	-	-	CT12A-BS	YT12A-BS
PTX12-BS	ETX12	12BS	GTX12-BS	GTX12-BS	CYTX12-BS	M3RH2S/M4RH2S	740-1866	44016	ES12BS	CTX12-BS	YTX12-BS
PTZ12S	-	-	GTZ12S	-	FAYTZ12S	M7212A	-	-	-	CTZ12S	YTZ12S
PT14B-4	-	-	GT14B-4	-	CYT14B-BS	M724B4	-	-	-	CT14B-4	YT14B-4
PTX14-BS	ETX14	14BS	-	GTX14-BS	CYTX14-BS	M3RH4S/M4RH4S	740-1886	44017	ES14BS	CTX14-BS	YTX14-BS
PTX14L-BS	-	-	-	-	CYTX14L-BS	-	-	-	-	CTX14L-BS	YTX14L-BS
PTX14AH-BS	ETX15	-	-	GTX14AH-BS	CYTX14AH-BS	M62H4A/M72H4A	-	44004	ES14AH-BS	CTX14AH-BS	YTX14AH-BS
PTX14AHL-BS	ETX15L	-	-	GTX14AHL-BS	CYT14AHL-BS	M62H4L/M72H4L	-	44005	-	CTX14AHL-BS	YTX14AHL-BS
PTZ14S	-	-	GTZ14S	-	FAYTZ14S	M72Z14	-	-	-	CTZ14S	YTZ14S
PTX15L-BS	-	-	-	-	CYTX15L-BS	M6215L	-	-	-	CTX15L-BS	YTX15L-BS
PTX16-BS	-	-	-	-	CYTX16-BS	M32X6S	-	-	-	CTX16-BS	YTX16-BS
PTX16-BS-1	-	-	-	-	CYTX16-BS-1	M32X61	-	-	-	CTX16-BS-1	YTX16-BS-1

## COMPETITIVE CROSS REFERENCE CHART

### FACTORY SEALED/ SEALED MAINTENANCE FREE (Continued)

Power-Sonic	Deka	Exide	JSB (GSBat.)	GS Battery	Interstate	Motocross	Napa	Sears	Wal-Mart	Yacht	Yuasa
PTZ16H											GYZ16H
PTX19-BS	ETX16			GT16-BS			740-1887	44020		CTX19-BS	YTX20-BS
PTX19L-BS	ETX16L			GT16L-BS			740-1888	44031	ES16L-BS	CTX19L-BS	YTX20HL-PW
PTX19CL-BS	ETX16L			GT16L-BS				44031	ES16L-BS	CTX19L-BS	YTX20HL-PW
PTX20-BS				GTX20-BS		CYTX20-BS	740-1824			CTX20-BS	YTX20-BS
PTX20CH-BS				GTX20-BS		M32RBS/M42RBS				CTX20-BS	YTX20-BS
PTX20L-BS	ETX20L	20LBS		GTX20L-BS		M6220C				CTX20CH-BS	YTX20CH-BS
PTX20H-BS						M320BS/M4220BS	740-1890	44027	ES20LBS	CTX20L-BS	YTX20L-BS
PTX20HL-BS	ETX20L									CTX20H	GYZ20H
PIX30L-BS	ETX30L			GIX30L	YIX30L	M620BH/M720BH			ES30LBS	CTX20HL	YIX30L
PIX30HL-BS	ETX30L					M7230L		44076		CTX30L	
PIX30CL-BS											
PIX32HL-BS										CTX30CL-BS	
PIX50-BS											GYZ32L
PIX50L-BS	ETX18L			GTX18L-BS	CYTX24HL-BS	M6250H/M7250H	740-1889	44006		CTX18-BS	
51913-FS										CTX18L-BS/CTX24HL-BS	YTX24HL-BS
P11U1LD-FS										U1-32	

### HIGH PERFORMANCE

Power-Sonic	Deka	Exide	JSB (GSBat.)	GS Battery	Interstate	Motocross	Napa	Sears	Wal-Mart	Yacht	Yuasa
CB2.5L-C			GM2.5A-3C-3	CB2.5L-C	YB2.5L-C	M225LC/M325LC				CB2.5L-C	YB2.5L-C
CB2.5L-C-1			GM2.5A-3C-1	CB2.5L-C-1	YB2.5L-C-1	M22LC1/M32LC1				CB2.5L-C-1	YB2.5L-C-1
CB3L-A			GM3-3A	CB3L-A	YB3L-A	M223LA/M323LA				CB3L-A	YB3L-A
CB3L-B			GM3-3B	CB3L-B	YB3L-B	M223LB				CB3L-B	YB3L-B
CB4L-A			GM4A-3B	CB4L-A	YB4L-A	M224LA				CB4L-A	YB4L-A
CB4L-B		4LB	GM4-3B	CB4L-B	YB4L-B	M224LB/M324LB	740-1861			CB4L-B	YB4L-B
CB5L-B			GM5Z-3B	CB5L-B	YB5L-B	M225LB/M325LB	740-1868			CB5L-B	YB5L-B
CB7-A			GM7Z-4A	CB7-A	YB7-A	M227AY				CB7-A	YB7-A
CB7C-A			GM7CZ-3D	CB7C-A	YB7C-A	M227CY				CB7C-A	YB7C-A
CB7L-B			GM7-3B-1	CB7L-B	YB7L-B	M2273Y				CB7L-B	YB7L-B
CB9A-A		9AA	GM9AZ-4A	CB9A-A	YB9A-A	M229AY/M329AY	740-1872			CB9A-A	YB9A-A
CB9L-A2				CB9L-A2	YB9L-A2	M2292Y				CB9L-A2	YB9L-A2
CB9-B			GM9Z-4B	CB9-B	YB9-B	M229BY/M329BY	740-1858	44356		CB9-B	YB9-B
CB9L-B		9LB	GM9Z-3B	CB9L-B	YB9L-B	M229LY/M329LY	740-1837			CB9L-B	YB9L-B
CB10A-A2				CB10A-A2	YB10A-A2	M221AY/M321AY	740-1842			CB10A-A2	YB10A-A2
CB10L-A2		10LA2	GM10Z-3A	CB10L-A2	YB10L-A2	M2210Y/M3210Y	740-1857		ES10LA2	CB10L-A2	YB10L-A2
CB10L-B			GM10-3B	CB10L-B	YB10L-B	M221LB/M321LB	740-1831			CB10L-B	YB10L-B
CB10L-B2				CB10L-B2	YB10L-B2	M221L2				CB10L-B2	YB10L-B2
CB12A-A		12AA	GM12AZ-4A-1	CB12A-A	YB12A-A	M2212Y/M3212Y	740-1854	44358	ES12AA	CB12A-A	YB12A-A
CB12AL-A		12ALA	GM12AZ-3A-1	CB12AL-A	YB12AL-A	M2221Y/M3221Y	740-1873			CB12AL-A	YB12AL-A
CB12AL-A2				CB12AL-A2	YB12AL-A2	M22212				CB12AL-A2	YB12AL-A2
CB12A-B					YB12A-B	M222AB				CB12A-B	YB12A-B
CB12B-B2			GM12B-4B	CB12B-B2	YB12B-B2	M221B2				CB12B-B2	YB12B-B2
CB12C-A			GM12CZ-4A-2	CB12C-A	YB12C-A	M222CA	740-1823			CB12C-A	YB12C-A
CB14A-2			GM14Z-4A	CB14A-2	YB14A-2	M2214H/M3214H	740-1864			CB14A-2	YB14A-2
CB14A-A		14AA1	GM14AZ-4A	CB14A-A	YB14A-A1	M224A1/M324A1	740-1826			CB14A-A1	YB14A-A1
CB14A-A2		14AA2	GM14AZ-4A-1	CB14A-A2	YB14A-A2	M2214A/M3214A	740-1860	44361	ES14AA2	CB14A-A2	YB14A-A2
CB14L-A1			GM14Z-3A-1	CB14L-A1	YB14L-A1	M22141				CB14L-A1	YB14L-A1
CB14L-A2		14LA2	GM14Z-3A	CB14L-A2	YB14L-A2	M2214Y/M3214Y	740-1851	44364	ES14LA2	CB14L-A2	YB14L-A2
CB14L-B2			GM14Z-3B	CB14L-B2	YB14L-B2	M2214B	740-1828			CB14L-B2	YB14L-B2
CB14-B2				CB14-B2	YB14B-2	M224B2				CB14-B2	YB14B-2
SCB14L-A2				SCB14L-A2	SYB14L-A2	M2214S				SCB14L-A2	SYB14L-A2
SCB14L-B2				SCB14L-B2	SYB14L-B2	M22B4S				SCB14L-B2	SYB14L-B2
CB16AL-A2		16ALA2	GM16A-3A	CB16AL-A2	YB16AL-A2	M22162/M32162	740-1877			CB16AL-A2	YB16AL-A2
HCB16A-AB		16AA	GM16-T	HCB16A-AB	HYB16A-AB	M22H6B/M32H6B	740-1867			HCB16A-AB/HCB16A-AB	HYB16A-AB
CB16-B		16B	GM16Z-4BH	CB16-B	YB16-B	M2216Y/M3216Y	740-1852	44366	ES16B	CB16-B	YB16-B
CB16L-B		16LB	GM16Z-3B	CB16L-B	YB16L-B	M2216K/M3216K	740-1827			CB16L-B	YB16L-B
CB16-B-LM					YB16-B-CX	M2216C/M3216C				CB16-B-LM	YB16-B-CX
CB16HL-A-LM					YB16HL-A-CX	M2H16C/M3H16C				CB16HL-A-LM	YB16HL-A-CX
CB16B-A			GM16B-4A		YB16B-A	M2216B				CB16B-A	YB16B-A
CB16B-A1					YB16B-A1	M22161				CB16B-A1	YB16B-A1
CB16CL-B		16CLB	GM16AZ-3B	CB16CL-B	YB16CL-B	M2S6CL/M3S6CL	740-1862	44001	ES16CLB	CB16CL-B	YB16CL
CB18-A			GM18A-4A	CB18-A	YB18-A	M2281Y/M3281Y	740-1874			CB18-A	YB18-A
CB18L-A		18LA	GM18A-3A	CB18L-A	YB18L-A	M2218L/M3218L	740-1871			CB18L-A	YB18L-A
C50-N18A-A					Y50-N18A-A	M228AY				C50-N18A-A	Y50-N18A-A
C50-N18L-A3		18LA2	GM18Z-3A(S)	C50-N18L-A3	Y50-N18L-A/	M2218Y/M3218Y	740-1855	44359	ES50N18LA3	C50-N18L-A3	Y50-N18L-A/
C50-N18L-A3					Y50-N18L-A3	M228A3/M328A3				C50-N18L-A3	Y50-N18L-A3
C50-N18L-A-LM					Y50-N18L-A-CX	M2218C/M3218C				C50-N18L-A-LM	Y50-N18L-A-CX
SC50-N18L-AT					SY50-N18L-AT	M2258T	740-1878			SC50-N18L-AT	SY50-N18L-AT
C60-N24-A					Y60-N24-A	M2224A				C60-N24-A	Y60-N24-A
C60-N24L-A				CB60-N24AL-A			740-1880			C60-N24L-A	
C60-N24AL-B					Y60-N24AL-B	M2224B				C60-N24AL-B	Y60-N24AL-B
CB30L-B				CB30L-B	YB30L-B	M22H30				CB30L-B	YB30L-B
CB30CL-B				CB30CL-B	YB30CL-B	M2230C				CB30CL-B	YB30CL-B
51814					51814	M2219B				51814	51814
51913					51913	M2219A				51913	51913
53030					53030	M2230B				53030	53030

### CONVENTIONAL

Power-Sonic	Deka	Exide	JSB (GSBat.)	GS Battery	Interstate	Motocross	Napa	Sears	Wal-Mart	Yacht	Yuasa
12N5-3B			12N5-3B	12N5-3B	12N5-3B	M2253B/M3253B	740-1883			12N5-3B	12N5-3B
12N5-4B		54B		12N5-4B	12N5-4B	M2250B/M3250B	740-1876			12N5-4B	12N5-4B
12N5.5-3B			12N5.5-3B	12N5.5-3B	12N5.5-3B	M2255B/M3255B				12N5.5-3B	12N5.5-3B
12N5.5-4A				12N5.5-4A	12N5.5-4A	M2254A/M3254A				12N5.5-4A	12N5.5-4A
12N5.5A-3B		55A3B	12N5.5A-3B	12N5.5A-3B	12N5.5A-3B	M22A5B/M32A5B	740-1875			12N5.5A-3B	12N5.5A-3B
12N7-3B		73B	12N7-3B	12N7-3B	12N7-3B	M2273B/M3273B	740-1881			12N7-3B	12N7-3B

**COMPETITIVE CROSS REFERENCE CHART**

**CONVENTIONAL (Continued)**

Power-Sonic	Deka	Exide	JSB (GSBat.)	GS Battery	Interstate	Motocross	Napa	Sears	Wal-Mart	Yacht	Yuasa
12N7-4A	-	74A	12N7-4A	12N7-4A	12N7-4A	M2274A/M3274A	740-1870	-	-	12N7-4A	12N7-4A
12N7-4B	-	-	12N7-4B	12N7-4B	12N7-4B	M2270B/M3270B	740-1882	-	-	12N7-4B	12N7-4B
12N7D-3B	-	-	12N7D-3B	12N7D-3B	12N7D-3B	M227DB	-	-	-	12N7D-3B	12N7D-3B
12N9-3A-1	-	-	-	12N9-3A-1	12N9-3A-1	M22931	-	-	-	12N9-3A-1	12N9-3A-1
12N9-3B	-	-	12N9-3B	12N9-3B	12N9-3B	M2293B/M3293B	-	-	-	12N9-3B	12N9-3B
12N9-4B-1	-	94B1	12N9-4B-1	12N9-4B-1	12N9-4B-1	M2290B/M3290B	740-1869	-	ES12N94B1	12N9-4B-1	12N9-4B-1
12N10-3A	-	-	12N10-3A	-	12N10-3A	M2210A	-	-	-	12N10-3A	12N10-3A
12N10-3A-1	-	-	-	12N10-3A-1	12N10-3A-1	M22101	-	-	-	12N10-3A-1	12N10-3A-1
12N11-3A-1	-	-	12N11-3A-1	12N11-3A-1	12N11-3A-1	M2211B/M3211B	-	-	-	12N11-3A-1	12N11-3A-1
12N12A-4A-1	-	12A4A1	12N12A-4A-1	12N12A-4A-1	12N12A-4A-1	M2221B/M3221B	740-1853	-	-	12N12A-4A-1	12N12A-4A-1
12N14-3A	-	143A	12N14-3A	12N14-3A	12N14-3A	M2241B/M3241B	740-1856	-	-	12N14-3A	12N14-3A
12N24-3	-	-	12N24-3	12N24-3	12N24-3	M2224D	-	-	-	12N24-3	12N24-3
CHD4-12	-	H12	GM32-4A	CHD4-12	YHD-12	M22H12/M32H12	740-1859	44357	-	CHD4-12	YHD-12

**BATTERY CROSS REFERENCE CHART**

HIGH PERFORMANCE FACTORY ACTIVATED MAINTENANCE FREE	FACTORY ACTIVATED MAINTENANCE FREE	SEALED MAINTENANCE FREE UPGRADE	SEALED MAINTENANCE FREE	LOW MAINTENANCE	HIGH PERFORMANCE	CONVENTIONAL
-	PTX4LBS-FS	-	PTX4L-BS	-	CB4L-A	-
-	PTX4LBS-FS	-	PTX4L-BS	-	CB4L-B	-
-	-	-	-	-	CB5L-B	12N5-3B
-	PTX5LBS-FS	-	PTX5L-BS	-	-	-
-	-	-	-	-	CB7L-B	12N7-3B
-	-	-	-	-	CB7-A	12N7-4A
-	PTX7ABS-FS	-	PTX7A-BS	-	-	-
-	PTX7LBS-FS	-	PTX7L-BS	-	CB9-B	12N9-4B-1
-	-	-	PT9A-BS	-	CB9L-B	12N9-3B
-	-	-	-	-	CB9L-A2	12N9-3A-1
-	PTX9BS-FS	-	PTX9-BS	-	-	-
-	PTX12AABS-FS	-	-	-	CB12A-A	12N12A-4A-1
-	PTX12ABS-FS	-	PTX12A-BS	-	-	-
-	PTX12BS-FS	-	PTX12-BS	-	-	-
-	PTX14AHBS-FS	-	PTX14AH-BS	-	CB14A-2	-
-	PTX14AHBS-FS	-	PTX14AH-BS	-	CB14-B2	-
-	PTX14AHBS-FS	-	PTX14AH-BS	-	CB14A-A	-
-	PTX14AHBS-FS	-	PTX14AH-BS	-	CB14A-A2	-
-	PTX14AHLBS-FS	-	PTX14AHL-BS	-	CB14L-A2	12N14-3A
-	PTX14AHLBS-FS	-	PTX14AHL-BS	-	CB14L-B2	-
-	PTX14AHLBS-FS†	-	PTX14AHL-BS†	-	SCB14L-A2	-
-	PTX14AHLBS-FS†	-	PTX14AHL-BS†	-	SCB14L-B2	-
PTZ16H	PTX14BS-FS	-	PTX14-BS	-	-	-
-	PTX14LBS-FS	-	PTX14L-BS	-	-	-
-	PTX15LBS-FS	-	PTX15L-BS	-	-	-
-	-	PTX20CH-BS	PTX16-BS	-	-	-
-	PTX19BS-FS	-	PTX19-BS	CB16-B-LM	CB16-B	-
-	PTX19LBS-FS	-	PTX19L-BS	CB16HL-A-LM	-	-
-	PTX19CLBS-FS	-	PTX19CL-BS	-	CB16CL-B	-
-	PTX19LBS-FS	-	PTX19L-BS	-	CB16L-B	-
PTX20HBS-FS*	PTX20BS-FS*	-	PTX20-BS*	-	CB18-A	-
PTX20HLBS-FS*	PTX20LBS-FS*	-	PTX20L-BS*	-	CB18L-A	-
-	-	-	PIX50-BS	-	C50-N18A-A	-
-	PIX50LBS-FS#	-	PIX50L-BS#	CB50-N18L-A-LM#	C50-N18L-A3	-
-	PIX50LBS-FS#†	-	PIX50L-BS#	-	SC50-N18L-AT	-
PIX30HBS-FS/ PIX32HBS-FS	PIX30LBS-FS	-	PIX30L-BS	-	CB30L-B	-
-	PIX30CLBS-FS	-	PIX30CL-BS	-	CB30CL-B	-
PIX30HBS-FS/ PIX32HBS-FS	PIX30LBS-FS	-	PIX30L-BS	-	C60-N24AL-B	-
-	51913-FS	-	-	-	51913	-
PIX30HBS-FS/ PIX32HBS-FS	PIX30LBS-FS	-	PIX30L-BS	-	53030	-

† Eliminates need for sensor (needs to be disabled). # Top and front terminal mounts only.  
 \* The PTX20 series batteries may be used as an optional upgrade, but some modification to the hold down may be necessary. See battery label for retrofit cautions. † Top and side terminal mounts only.

**MOTORCYCLE BATTERY APPLICATIONS**

**BUELL**

cc	Model	Year	Factory Sealed, Maintenance Free	Sealed Maintenance Free	High Performance	Conventional
1200	X1 Lightning	99-02	PTX20LBS-FS†	-	-	-
	S1 Lightning	96-99	PTX14BS-FS*	PTX14-BS*	-	-
	S3,S3T Thunderbolt	97-02	PTX20LBS-FS	PTX20L-BS	-	-
	M2 Cyclone	97-02	PTX20LBS-FS	PTX20L-BS	-	-
	S2,S2T Thunderbolt	94-96	PTX19BS-FS	PTX19-BS	CB16-B-LM	-
	RR1200	88-90	PTX19BS-FS	PTX19-BS	CB16-B-LM	-
	RS1200	89-93	PTX19BS-FS	PTX19-BS	CB16-B-LM	-
	RSS1200	91-93	PTX19BS-FS	PTX19-BS	CB16-B-LM	-
	XB12R Firebolt	04-10	PTX14BS-FS†	-	-	-
	XB125S Lightning	04-10	PTX14BS-FS†	-	-	-
	XB12X Ulysses	06-10	PTX14BS-FS†	-	-	-
1125	1125R, 1125CR	08-10	PTX14LBS-FS†	-	-	-
1000	RR1000	87	PTX19BS-FS	PTX19-BS	CB16-B-LM	-

† Must use factory activated battery.

**BUELL**

cc	Model	Year	Factory Sealed, Maintenance Free	Sealed Maintenance Free	High Performance	Conventional
984	XB9R Firebolt,	-	-	-	-	-
	XB9SX Lightening	02-10	PTX14BS-FS†	-	-	-
500	Blast	00-09	PTX14BS-FS	PTX14-BS	-	-

**CANNONDALE**

cc	Model	Year	Factory Sealed, Maintenance Free	Sealed Maintenance Free	High Performance	Conventional
440	C440,E440,X440, X440S	02-03	PTX5LBS-FS†	-	-	-
	EX400,MX400, XC400	00-01	PTX5LBS-FS	PTX5L-BS	-	-

\* Please see battery cross reference chart for optional upgrades.  
 † Must use adaptor kit available from Buell.

## MOTORCYCLE BATTERY APPLICATIONS

### EXCELSIOR-HENDERSON

cc	Model	Year	Factory Sealed, Maintenance Free	Sealed Maintenance Free	High Performance	Conventional
1386	SuperX	99-00	PTX20LBS-FS	PTX20L-B	-	-

### HARLEY-DAVIDSON

cc	Model	Year	Factory Sealed, Maintenance Free	Sealed Maintenance Free	High Performance	Conventional
1803	CVO FLH (Touring)	07-15	PIX30LBS-FS	PIX30L-B	-	-
	CVO FXD Fat Bob (Dyna)	07-15	PTX20LBS-FS	PTX20L-B	-	-
	CVO FLST (Softail)	07-15	PTX20LBS-FS	PTX20L-B	-	-
1690	FLHTK (Touring)	10-11	PIX30LBS-FS	PIX30L-B	-	-
	FLH, FLT (Touring)	11-15	PIX30LBS-FS	PIX30L-B	-	-
	FLS (Softail)	12-15	PTX20LBS-FS	PTX20L-B	-	-
	FXD (Dyna)	12-15	PTX20LBS-FS	PTX20L-B	-	-
1584	FXD (Dyna)	07-11	PTX20LBS-FS	PTX20L-B	-	-
	FXST, FLST (Softail)	07-11	PTX20LBS-FS	PTX20L-B	-	-
	FL, FLH (Touring)	07-10	PIX30LBS-FS	PIX30L-B	-	-
1450	FXD (Dyna)	99-06	PTX20LBS-FS	PTX20L-B	-	-
	FXST,FLST (Softail)	00-06	PTX20LBS-FS	PTX20L-B	-	-
	FL,FLH (Touring)	00-06	PIX30LBS-FS	PIX30L-B	CB30L-B	-
	FL,FLH (Touring)	99	PIX30LBS-FS	PIX30L-B	CB30L-B	-
1340	FXD,FXST (Dyna)	97-99	PTX20LBS-FS	PTX20L-B	-	-
	FXD,FXST (Dyna)	91-96	PTX19LBS-FS	PTX19L-B	CB16HL-A-LM	-
	FX,FXR (Dyna)	79-94	PTX19BS-FS	PTX19-B	CB16-B-LM	CB16-B
	FXR (Dyna)	99-00	PTX19BS-FS	PTX19-B	CB16-B-LM	CB16-B
	FLST (Softail)	97-99	PTX20LBS-FS	PTX20L-B	-	-
	FLST (Softail)	91-96	PTX19LBS-FS	PTX19L-B	CB16HL-A-LM	-
	FXST,FLST (Softail)	84-90	PTX19BS-FS	PTX19-B	CB16-B-LM	CB16-B
	FL,FLH (Touring)	80-96	PIX50LBS-FS	PIX50L-B	C50-N18L-A-LM	-
	FL,FLH (Touring)	97-98	PIX30LBS-FS	PIX30L-B	CB30L-B	-
	FL,FLH (Touring)	78-84	-	-	-	CHD4-12
1250	VRSC V-Rod	08-13	PTX20LBS-FS	-	-	-
1200	XL,XLH (Sportster)	04-14	PTX14LBS-FS	PTX14L-B	-	-
	XL,XLH (Sportster)	97-03	PTX20LBS-FS	PTX20L-B	-	-
	XL,XLH (Sportster)	87-96	PTX19BS-FS	PTX19-B	CB16-B-LM	-
	XR1200X	09-12	PTX14LBS-FS	PTX14L-B	-	-
	FX (Electric Start)	71-78	PTX19BS-FS	PTX19-B	CB16-B-LM	CB16-B
	FX (Kick Start)	71-72	-	-	CB7-A	12N7-4A
	FL/FLH Series (Touring)	65-77	-	-	-	CHD4-12
1130	VRSD (V-Rod)	02-07	PTX14BS-FS	-	-	-
1100	XL Series (Sportster)	87-93	PTX19BS-FS	PTX19-B	CB16-B-LM	CB16-B
1000	XL Series (Sportster)	79-85	PTX19BS-FS	PTX19-B	CB16-B-LM	CB16-B
	XLCH Series (Sportster)	70-78	-	-	CB7-A	12N7-4A
	XLCR Café Racer	77-78	PTX19BS-FS	PTX19-B	CB16-B-LM	CB16-B
	XLH (Sportster)	67-78	-	-	-	CHD4-12
	XLX-61, XR1000	83-85	PTX19BS-FS	PTX19-B	CB16-B-LM	CB16-B
883	XL,XLH (Sportster)	04-14	PTX14LBS-FS	PTX14L-B	-	-
	XL,XLH (Sportster)	97-03	PTX20LBS-FS	PTX20L-B	-	-
	XLH (Sportster)	86-96	PTX19BS-FS	PTX19-B	CB16-B-LM	CB16-B
750	Street	14-15	PTX14LBS-FS	PTX14L-B	-	-
500	MT500 (Military) Street	All	PTX14AHLBS-FS	PTX14AHL-B	CB14L-A2	-
	Street	14-15	PTX14LBS-FS	PTX14L-B	-	-
350	SS350	All	-	-	-	6N11A-1B
250	SS250, SX250	75-78	-	-	CB7L-B	12N7-3B
175	SS175, SX175	74-78	-	-	CB7L-B	12N7-3B
125	SS125, SX125	74-78	-	-	CB7L-B	12N7-3B
	SXT125	75-78	-	-	CB7L-B	12N7-3B
	TX125	73-78	-	-	CB7L-B	12N7-3B
90	Z90	73-76	-	-	CB7L-B	12N7-3B

### HONDA

cc	Model	Year	Factory Sealed, Maintenance Free	Sealed Maintenance Free	High Performance	Conventional
1800	GL1800 Gold Wing	09-15	PTX20HLBS-FS	-	-	-
	GL1800 Gold Wing	01-08	PTX20LBS-FS	PTX20L-B	-	-
	NRX1800 Valkyrie Rune	04-05	PTX20LBS-FS	PTX20L-B	-	-
	VTX1800C	02-11	PTX20LBS-FS	PTX20L-B	-	-
	VTX1800R Retro	02-11	PTX20LBS-FS	PTX20L-B	-	-
1500	GL1500 Gold Wing	88-00	PIX50LBS-FS	PIX50L-B	C50-N18L-A3	-
	GL1500 Valkyrie	97-03	PTX14BS-FS	PTX14-B	-	-
1300	CTX1300	14	PTZ14S	-	-	-
	ST1300, A, P	03-14	PTZ14S	-	-	-
	VTX1300C, R, S, Retro	03-12	PTX14BS-FS	PTX14-B	-	-
1300	VT1300CS, CR, CXA FURY	09-14	PTZ14S	-	-	-

### HONDA (Continued)

cc	Model	Year	Factory Sealed, Maintenance Free	Sealed Maintenance Free	High Performance	Conventional
1300	CB1300 Super Four	01-13	PTZ14S	-	-	-
1200	VFR1200F	10-14	PTZ14S	-	-	-
	VFR1200XD	13	PTZ14S	-	-	-
	GL1200 Gold Wing	84-87	PIX50LBS-FS	PIX50L-B	C50-N18L-A-LMC	C50-N18L-A3
1100	CB1100	10-14	PTZ14S	-	-	-
	CB1100F	-	-	-	-	-
	Super Sport	83	PTX14AHLBS-FS	PTX14AHL-B	CB14L-A2	-
	CBR1100XX	01-04	PTZ12S	-	-	-
	CBR1100XX	97-00	PTX12BS-FS	PTX12-B	-	-
	GL1100 Gold Wing	80-83	PIX50LBS-FS	PIX50L-B	C50-N18L-A-LMC	C50-N18L-A3
	ST1100, ABS-TCS, 1100A	91-02	PTX14BS-FS	PTX14-B	-	-
	VF1100C V65	-	-	-	-	-
	Magna	83-86	PTX20BS-FS#	PTX20-B#	CB18-A	-
	VF1100S V65 Sabre	84-85	PTX20LBS-FS#	PTX20L-B#	CB18L-A	-
1100	VT1100 Shadow, C2 Sabre	00-07	PTX14BS-FS	PTX14-B	-	-
	VT1100C, C3, T Shadow (Spirit, Aero, A.C.E. Tourer)	01-07	PTX14BS-FS	PTX14-B	-	-
	VT1100C, C3, T Shadow (Spirit, Aero, A.C.E. Tourer)	98-00	-	-	-	HCB16A-AB
	VT1100C	-	-	-	-	-
	Shadow Spirit	85-97	-	-	-	HCB16A-AB
	VT1100C2 Shadow A.C.E.	95-99	-	-	-	HCB16A-AB
1000	CB1000	94-95	PTX12BS-FS	PTX12-B	-	-
	CB1000C Custom	83	PTX14AHLBS-FS	PTX14AHL-B	CB14L-A2	-
	CB1000F Hurricane	87-96	PTX14AHLBS-FS	PTX14AHL-B	CB14L-B2	-
	CB1000R	09-14	PTZ10S	-	-	-
	CBF1000F	09-10	PTZ10S	-	-	-
	CBR1000RA (ABS)	08-15	PTZ10S	-	-	-
	CBR1000RR	08-15	PTZ7S	-	-	-
	CBR1000RR	04-07	PTZ10S	-	-	-
	CBX1000	-	-	-	-	-
	Super Sport	79-82	PTX20LBS-FS#	PTX20L-B#	CB18L-A	-
	CBX1000	-	-	-	-	-
	Super Sport (Opt)	82	PIX50LBS-FS	PIX50L-B	C50-N18L-A-LMC	C50-N18L-A3
	GL1000 Gold Wing	75-79	PIX50LBS-FS	PIX50L-B	C50-N18L-A-LMC	C50-N18L-A3
	RVT1000R RC51	00-06	PTZ12S	-	-	-
	VTR1000F	-	-	-	-	-
	Super Hawk	01-05	PTZ12S	-	-	-
	VTR1000	-	-	-	-	-
	Super Hawk	97-00	PTX12BS-FS	PTX12-B	-	-
	VF1000R, F	84-86	-	-	-	CB16B-A
954	CBR954RR	02-03	PTZ10S	-	-	-
919	CBR929RR, RE	00-01	PTZ10S	-	-	-
929	CB900F (919)	02-06	PTZ10S	-	-	-
900	CB900C, F	80-82	PTX14AHLBS-FS	PTX14AHL-B	CB14L-A2	-
	CBR900, RR	93-99	PTX9BS-FS	PTX9-B	-	-
800	PC800 Pacific Coast	89-98	PTX12BS-FS	PTX12-B	-	-
	VFR800, A Interceptor, ABS	02-12	PTZ12S	-	-	-
	VFR800 Interceptor	14	PTZ12S	-	-	-
	VF800FI Interceptor	98-01	PTX12BS-FS	PTX12-B	-	-
	VT800C Shadow	88	PTX14AHLBS-FS	PTX14AHL-B	CB14-B2	-
750	CB750 Nighthawk	91-03	PTX14AHLBS-FS	PTX14AHL-B	CB14A-2	-
	CB750AHondomatic	76-78	PIX50LBS-FS	PIX50L-B	C50-N18L-A-LMC	C50-N18L-A3
	CB750C Custom	80-82	PTX14AHLBS-FS	PTX14AHL-B	CB14L-A2	-
	CB750F SuperSport	75-82	PTX14AHLBS-FS	PTX14AHL-B	CB14L-A2	-
	CB750K Four	69-82	PTX14AHLBS-FS	PTX14AHL-B	CB14L-A2	12N14-3A
	CB750C Limited Ed. 79	-	PTX14AHLBS-FS	PTX14AHL-B	CB14L-A2	-
	CB750SC Nighthawk	80-84	PTX14AHLBS-FS	PTX14AHL-B	CB14L-A2	-
	RVF750R (RC45)	94	PTX9BS-FS	PTX9-B	-	-
	VF750C V45 Magna	88	PTX12AABS-FS	-	CB12A-A	-
	VF750C V45 Magna	82-83	PTX14AHLBS-FS	PTX14AHL-B	CB14A-2	-
	VF750C, C2, D Magna	94-03	PTX12BS-FS	PTX12-B	-	-
	VF750F V45 Interceptor	83-84	PTX14AHLBS-FS	PTX14AHL-B	CB14A-2	-
	VF750S V45 Sabre	82-83	PTX14AHLBS-FS	PTX14AHL-B	SCB14L-A2*	-
	VF750F Interceptor	86	-	-	-	CB12A-B
	VFR750F	90-97	PTX12BS-FS	PTX12-B	-	-
	VFR750R (RC30)	90	PTX9BS-FS	PTX9-B	-	-
	VT750C, CA, C2	-	-	-	-	-
	Shadow Spirit, Aero	07-09	PTZ12S	-	-	-
	VT750C, C2, C2B, RS Shadow	10-15	PTZ14S	-	-	-
	VT750C, CA	04-09	PTZ12S	-	-	-

< Requires use of cover/spacer kit.  
 † Must use factory activated battery.  
 \* Please see battery cross reference chart on page 11 for optional upgrades.

# The PTX20 series batteries may be used as an optional upgrade, but some modification to the hold down may be necessary. See battery label for retrofit cautions.  
 \* This battery includes a sensor.  
 + Eliminates need for sensor (needs to be disabled).



MOTORCYCLE BATTERY APPLICATIONS

HONDA (Continued)

cc	Model	Year	Factory Sealed, Maintenance Free	Sealed Maintenance Free	High Performance	Conventional
750	VT750C, CA, CD Shadow	98-03	PTX14BS-FS	PTX14-BS	-	-
	VT750CD, CD2 Shadow Deluxe	98-02	PTX14BS-FS	PTX14-BS	-	-
	VT750CDA, B, C, D Shadow					
	A.C.E. Deluxe	02-03	PTX14BS-FS	PTX14-BS	-	-
	VT750C Shadow	83	-	-	HCB16A-AB	-
	VT750DC Shadow Spirit	01-07	PTZ14S	-	-	-
	VT750C, C2, C2B, RS Shadow	10-14	PTZ14S	-	-	-
700	CTX700	14	PTZ12S	-	-	-
	CB700SC					
	Nighthawk'S	84-86	-	-	CB14L-A1	-
	NC700X	12-15	PTZ12S	-	-	-
	NC700J(NM4)	15	PTZ12S	-	-	-
	NT700V	10-13	PTZ14S	-	-	-
	VF700C Magna	87	PTX12AABS-FS	-	CB12A-A	-
	VF700C Magna	84-86	PTX14AHBS-FS	PTX14AH-BS	CB14A-2	-
	VF700F Interceptor	84-85	PTX14AHBS-FS	PTX14AH-BS	CB14A-2	-
	VF700S Sabre	84-85	PTX14AHLBS-FS	PTX14AHL-BS	CB14L-A2	-
	VF700F Interceptor	86-87	-	-	CB12A-B	-
	VT700C Shadow	86-87	PTX14AHBS-FS	PTX14AHL-BS	CB14-B2	-
	VT700C Shadow	84-85	-	-	HCB16A-AB	-
680	DN-01	09-13	PTZ14S	-	-	-
650	CB650, Custom	79-82	PTX12AABS-FS	-	CB12A-A	-
	CB650SC					
	Nighthawk	83-85	-	-	CB12AL-A	-
	CB650SC					
	Nighthawk	82	PTX12AABS-FS	-	CB12A-A	-
	CBR650F	14	PTZ10S	-	-	-
	CX650C Custom	83	PTX14AHBS-FS	PTX14AH-BS	CB14A-2	-
	CX650T Turbo	83	PTX14AHLBS-FS	PTX14AHL-BS	CB14L-A2	-
	GL650I Silver					
	Wing Interstate	83	PTX14AHLBS-FS	PTX14AHL-BS	CB14L-A2	-
	NT650 Hawk GT	88-91	PTX9BS-FS	PTX9-BS	-	-
	NT650V					
	NX650	88-89	PTX9BS-FS	PTX9-BS	-	-
	SLR650					
	Vigor 650					
	XR650L	93-15	PTX9BS-FS	PTX9-BS	-	-
600	CB600F	04-06	PTX7LBS-FS	PTX7L-BS	-	-
	CBR600	87-00	PTX9BS-FS	PTX9-BS	-	-
	CBR600F4i, 600RR	01-15	PTZ10S	-	-	-
	VT600C, CD					
	Shadow Deluxe	04-07	PTZ10S	-	-	-
	VT600C, CD Shadow					
	Deluxe, VLX	88-03	PTX9BS-FS	PTX9-BS	-	-
	XL600R	83-87	-	-	CB3L-A	-
	XL600V Transalp	89-90	-	-	CB12A-B	-
550	CB550 Four, K, SS	74-78	PTX12AABS-FS	-	CB12A-A	12N12A-4A-1
	CB550SC					
	Nighthawk	83	-	-	CB12AL-A	-
500	CB500 Four, Twin	71-76	PTX12AABS-FS	-	CB12A-A	12N12A-4A-1
	CB500, C, D, T	78-82	PTX14AHLBS-FS	PTX14AHL-BS	CB14L-A2	-
	CB500X, F	13-14	PTZ10S	-	-	-
	CBR500R	13-14	PTZ10S	-	-	-
	FT500 Ascot	82-83	PTX14AHLBS-FS	PTX14AHL-BS	CB14L-A2	-
	GB500	89-90	-	-	CB12A-B	-
	GL500, I Silver Wing	81-82	PTX14AHLBS-FS	PTX14AHL-BS	CB14L-A2	-
	VF500C V30 Magna	84-85	PTX12AABS-FS	-	CB12A-A	-
	VF500F Interceptor	84-86	PTX12AABS-FS	-	CB12A-A	-
	VF500C Shadow	83-86	PTX12AABS-FS	-	CB12A-A	-
	VF500T Ascot	83-84	PTX12AABS-FS	-	CB12A-A	-
	XL500R	82	-	-	CB3L-A	-
	XL500S	79-81	-	-	6N4-2A-4	-
450	CB450, SS	67-74	PTX12AABS-FS	-	CB12A-A	12N12A-4A-1
	CB400A	78	PTX12AABS-FS	-	CB12A-A	-
	CB450SC					
	Nighthawk, T	82-86	PTX12AABS-FS	-	CB12A-A	-
	CL450 Scrambler	67-74	PTX12AABS-FS	-	CB12A-A	12N12A-4A-1
	CMX450C					
	CRF450X	05-15	PTZ7S	-	-	-
	Hondomatic, E	82-83	PTX12AABS-FS	-	CB12A-A	-
	CMX450C Rebel	86-87	PTX12AABS-FS	-	CB12A-A	-
400	CB400F CB-1	89-90	PTX9BS-FS	PTX9-BS	-	-
	CB400F SuperSport	75-77	PTX12AABS-FS	-	CB12A-A	12N12A-4A-1
	CB400T Hawk,					
	HawkII	78-81	PTX12AABS-FS	-	CB12A-A	-
	CB400TI Hawk I	78-79	-	-	CB9-B	12N9-4B-1
	CM400 (All)	79-81	PTX12AABS-FS	-	CB12A-A	-

HONDA (Continued)

cc	Model	Year	Factory Sealed, Maintenance Free	Sealed Maintenance Free	High Performance	Conventional
360	CB360, G, T	74-76	PTX12AABS-FS	-	CB12A-A	12N12A-4A-1
	CJ360T	76-77	-	-	CB9-B	12N9-4B-1
	CL360 Scrambler	74-75	PTX12AABS-FS	-	CB12A-A	12N12A-4A-1
350	CB350 Super					
	Sport4	68-74	PTX12AABS-FS	-	CB12A-A	12N12A-4A-1
	CL350 Scrambler	68-73	PTX12AABS-FS	-	CB12A-A	12N12A-4A-1
	SL350 Motosport	70-73	-	-	-	12N5-4B
	SL350 Motosport	69-70	PTX12AABS-FS	-	CB12A-A	12N12A-4A-1
	XL350	74-78	-	-	-	6N6-3B
	XL350R	84-85	-	-	CB3L-A	-
305	CA77 Dream					
	Touring (late)	63-69	-	-	-	12N9-3A-1
	CB77 Super hawk	61-68	-	-	-	12N9-3A-1
	CL77 Scrambler	65-68	-	-	-	12N5-4B
300	CB300F	15	PTX7LBS-FS	PTX7L-BS	-	-
	CBR300R	15	PTX7LBS-FS	PTX7L-BS	-	-
250	CBR250R	11-13	PTX7LBS-FS	PTX7L-BS	-	-
	CMX250C Rebel	96-14	PTX7LBS-FS	PTX7L-BS	-	-
	CA72 Dream					
	Touring (late)	63-66	-	-	-	12N9-3A-1
	CB250 Nighthawk	91-09	PTX7LBS-FS	PTX7L-BS	-	-
	CL72 Hawk	61-66	-	-	-	12N9-3A-1
	CL72 Scrambler	62-65	-	-	-	12N5-4B
	CM250C Custom	82-83	-	-	CB9-B	-
	CMX250C Rebel	96-11	PTX7LBS-FS	PTX7L-BS	-	-
	CMX250C Rebel, LTD	85-87	-	-	CB9L-B	-
	CRF250X	04-15	PTX5LBS-FS	PTX5L-BS	-	-
	MT250 Elsinore	74-76	-	-	-	6N6-3B
	NX250	88-90	PTX7LBS-FS	PTX7L-BS	-	-
	VTR250					
	Interceptor VTR	88-90	-	-	CB9-B	-
	SM250	09-11	PTZ12S	-	-	-
	XL250	72-76	-	-	-	6N6-3B
	XL250R	82-87	-	-	CB3L-A	-
	XL250S	78-81	-	-	6N4-2A-4	-
	XL250L	91-96	PTX4LBS-FS	PTX4L-BS	-	-
230	CRF230L	14	PTX7LBS-FS	PTX7L-BS	-	-
	CRF230F, L (Exp.07)	03-15	PTX5LBS-FS	PTX5L-BS	-	-
	CRF230L	08-10	PTZ7S	-	-	-
	CRF230L, M	08-13	PTZ7S	-	-	-
200	CB200	74-76	-	-	CB9-B	12N9-4B-1
	CL, CB200					
	Scrambler	74	-	-	CB9-B	12N9-4B-1
	CM200T Twinstar	81-82	-	-	CB9-B	12N9-4B-1
	CM200T Twinstar	80	-	-	-	6N12A-2D
	TLR200 Reflex	86-87	PTX4LBS-FS	PTX4L-BS	-	-
	TR200 Fat Cat	87	PTX7ABS-FS	PTX7A-BS	-	-
	TR200 Fat Cat	86	PTX9BS-FS	PTX9-BS	-	-
	XL200R	83-84	-	-	CB3L-A	-
185	CM185T Twinstar	78-79	-	-	-	6N12A-2D
	XL185S	79-83	-	-	-	6N4-2A-4
175	CA175 Touring (CD175)	68-69	-	-	-	B54-6
	CA175 Touring (CD175K3)	69-70	-	-	-	6N12A-2D
	CB175,					
	K Super Sport	69-73	-	-	CB9-B	12N9-4B-1
	CL175, K Scrambler	68-73	-	-	CB9-B	12N9-4B-1
	SL175 Motosport	70-72	-	-	-	12N5-4B
	XL175	73-78	-	-	-	6N6-3B
160	CB160 Sport	65-69	-	-	CB9-B	12N9-4B-1
	CL160 Scrambler	66-68	-	-	CB9-B	12N9-4B-1
150	CRF150F	06-15	PTX5LBS-FS	PTX5L-BS	-	-
125	CRF125F	14-15	PTX4LBS-FS	PTX4L-BS	-	-
	MSX125 Grom	14-15	PTX4LBS-FS	PTX4L-BS	-	-
	CB125S	81-82	-	-	-	6N6-3B-1
	CB125S	73-80	-	-	-	6N6-3B
	CL125A Scrambler (Twin)	67-69	-	-	-	B54-6
	CL125S Scrambler	73-75	-	-	-	6N4C-18
	CT125 Trail	77	-	-	-	6N4C-18
	MT125Elsinore	74-76	-	-	-	6N6-3B
	NX125	88-90	PTX7LBS-FS	PTX7L-BS	-	-
	SL125 Motosport	71-73	-	-	-	6N6-3B
	SS125A Super Sport	67-69	-	-	-	B54-6
	XL125	74-78	-	-	-	6N4C-1B
	XL125S	79-84	-	-	-	6N4-2A-4
	XL125S	85	-	-	CB2.5L-C	-
110	CRF110F	13-15	PTX4LBS-FS	PTX4L-BS	-	-
	C110	09-10	PTZ7S	-	-	-
	CT110 Trail	86	-	-	-	6N4-2A-4

\* Please see battery cross reference chart on page 11 for optional upgrades.

## MOTORCYCLE BATTERY APPLICATIONS

### HONDA (Continued)

cc	Model	Year	Factory Sealed, Maintenance Free	Sealed Maintenance Free	High Performance	Conventional
110	CT110 Trail	80-84				6N4-2A-8(6)
100	CB100 Super Sport	70-72				6N6-3B
	CL100, S Scrambler	70-73				6N6-3B
	SL100 Motosport	70-73				6N6-3B
	XL100	77-78				6N4C-1B
	XL100	74-76				6N6-3B
	XL100S	83-85				6N4-2A-4
	XL100S	81-82				6N4C-1B
	XL100S	79-80				6N4-2A-4
90	CA200 Honda (C200 Touring 90)	63-66				6N6-1D-2
	CL90,L 5HP Scrambler	67-70				6N5.5-1D
	CM91 Honda90 (C90M)	66-69				6N5.5-1D
	CT200 Trail 90	64-66				6N5.5-1D
	CT90 Trail	66-79				6N5.5-1D
	EZ90 Cub	91-96	PTX5LBS-FS	PTX5L-BS		
	S90 Super (CS90)	64-69				6N6-1B
	SL90 Motosport	69				6N5.5-1D
70	C70 Passport	82-83			CB5L-B	
	C70 Passport	80-81				6N11-2D
	CM70 Honda	70-73				6N11-2D
	CL70 Scrambler	69-73				6N5.5-1D-1
	CT70	91-94	PTX4LBS-FS	PTX4L-BS		
	CT70 Trail	80-82				6N4-2A-8(6)
	CT70 Trail	74-79				6N4C-1B
	CT70 Trail, 70H	69-71				6N2A-2C
	CT70, 70H	72-73				6N2A-2C-3
	SL70 Motosport	73				6N2A-2C-3
	SL70 Motosport	71-72				6N2A-2C
	XL70	74-76				6N4C-1B
65	S65 Sport (CS65)	65-69				6N2-2A
55	C, CA 105T Trail	62-65				6N2-2A
50	C, 100, T, CA100, T, C110, CA110	59-69			CB2.5L-C	6N2-2A
	MB5	82				6N4-2A-8(6)
	NA50 Express II	80-81				6N2-2A
	NA50 Express II	79				6N4-2A-8(6)
	NC50 Express	80-83				6N2-2A
	NC50 Express	78-79				6N2-2A
	NC50 Express	77				6N2A-2C-3
	NS50F	90			CB3L-A	
	NU50 Urban Express	82-83			CB2.5L-C-1	
	NU50M Urban Express Dix	82-83			CB4L-B	
	NX50M Express SR	81-82			CB4L-B	
	ZB50	88	PTX4LBS-FS	PTX4L-BS		

### KAWASAKI (Continued)

cc	Model	Year	Factory Sealed, Maintenance Free	Sealed Maintenance Free	High Performance	Conventional
1500	Vulcan Nomad, Drifter	99-05				PTX16-BS-
	VN1500-D,E,N Vulcan Classic	96-09				PTX16-BS-
	VN1500 P Vulcan Mean Streak	02-03				PTX16-BS-
1400	ZG1400 Concours ZX14 Ninja	08-14	PTX14BS-FS-	PTX14-BS		PTX14-BS
	Concours 14 ABS	14	PTZ14S			
1300	KZ1300 Touring ZN1300-A Voyager	79-82	PIX50LBS-FS	PIX50L-BS	C50-N18L-A-LM	C50-N18L-A3
		83-88				12N24-3
1200	ZG1200 Voyager XII	86-03	PIX50LBS-FS+	PIX50L-BS+	SC50-N18L-AT*	
	ZRX1200R	01-05	PTX14BS-FS-	PTX14-BS		
	ZRX1200 DAEG	09-13	PTX12BS-FS	PTX12-BS		
	ZX-12R	00-05	PTX14BS-FS-	PTX14-BS		
	ZZR1200	02-05	PTX14BS-FS-	PTX14-BS		
1100	KZ1100-A, LTD	81-83	PTX20LBS-FS#	PTX20L-BS#	CB18L-A	
	KZ1100-B GP	82	PTX19LBS-FS+	PTX19L-BS+	CB16L-B**	
	KZ1100-B GP	81	PTX19LBS-FS	PTX19L-BS	CB16L-B	
	ZN1100-B LTD	84-85	PTX14AHLBS-FS	PTX14AHL-BS	CB14L-A2	
	ZR1100	92-95			PTX16-BS-	
	ZRX1100	99-00	PTX14BS-FS-	PTX14-BS		
	ZX1100-A GPZ	83-84	PTX19LBS-FS+	PTX19L-BS+	CB16L-B**	
	ZX1100-C Ninja ZX-11	90-93	PTX14AHLBS-FS	PTX14AHL-BS	CB14L-A2	
	ZX1100-D Ninja ZX-11 (CN)	93-94	PTX14BS-FS-	PTX14-BS		
	ZX1100-D Ninja ZX-11	95-01	PTX14BS-FS-	PTX14-BS		
	ZX1100-E (GPZ1100), ABS	95-97	PTX14BS-FS-	PTX14-BS		
1000	Ninja1000, ABS	14	PTX12ABS-FS	PTX12A-BS		
	Ninja1000	11-13	PTX9BS-FS	PTX9-BS		
	KZ1000-P Police	02-03	PTX20LBS-FS-	PTX20L-BS		
	KZ1000-P Police	05	PTX20LBS-FS-	PTX20L-BS		
	KZ1000-P Police	82-01	PTX20LBS-FS#	PTX20L-BS#	CB18L-A	
	KZ1000-C Police	80-81	PTX19LBS-FS	PTX19L-BS	CB16L-B	
	KZ1000-C Police, Z1-R	78-79	PTX14AHLBS-FS	PTX14AHL-BS	CB14L-A2	
	KZ1000,LTD	77-80	PTX14AHLBS-FS	PTX14AHL-BS	CB14L-A2	
	KZ100-E ST,Shaft	79-80	PTX19LBS-FS	PTX19L-BS	CB16L-B	
	KZ1000-G Classic	80	PTX14AHLBS-FS	PTX14AHL-BS	CB14L-A2	
	KZ1000,LTD,CSR	81-83	PTX20LBS-FS#	PTX20L-BS#	CB18L-A	
	KZ1000-R Replica	82-83	PTX20LBS-FS#	PTX20L-BS#	CB18L-A	
	Z1000, ABS	14	PTX12ABS-FS	PTX12A-BS		
	Z1000	03-13	PTX9BS-FS	PTX9-BS		
	ZG1000A Concours	86-06	PTX20LBS-FS#	PTX20L-BS#	CB18L-A	
	ZL1000-A	87	PTX14AHLBS-FS	PTX14AHL-BS	CB14L-A2	
	ZX10R	11-14	PTZ7S			
	ZX10R ABS	11-14	PTZ10S			
	ZX10R	86-90	PTX14AHLBS-FS	PTX14AHL-BS	CB14L-A2	
	ZX1000-A Ninja	86-90	PTX14AHLBS-FS	PTX14AHL-BS	CB14L-A2	
	ZX1000-C Ninja (ZX10-R)	04-10	PT12B-4			
	Ninja 1000,ABS	14	PTX12ABS-FS	PTX12A-BS		
900	KLE650 Versys	08-14	PTX12BS-FS	PTX12-BS		
	KZ900, LTD	76-77			CB10L-A2	
	Vulcan 900 Classic	06-14	PTX12BS-FS	PTX12-BS		
	Z1 Series	73-75	PTX14AHLBS-FS	PTX14AHL-BS	CB14L-A2	12N14-3A
	ZL900-A Eliminator	85-86	PTX14AHLBS-FS	PTX14AHL-BS	CB14L-A2	
	ZX900-A Ninja	84-86	PTX14AHLBS-FS	PTX14AHL-BS	CB14L-A2	
	ZX900-B Ninja (ZX-9R)	94-97	PTX12BS-FS	PTX12-BS		
	ZX900-C, E, F Ninja (ZX-9R)	98-03	PTX9BS-FS	PTX9-BS		
800	VN800-A, B, E Vulcan, Classic, Drifter	04-06	PTX12BS-FS	PTX12-BS		
	VN800-A, B, C Vulcan, Classic, Drifter	95-03	PTX14BS-FS-	PTX14-BS		
750	H2 Series	72-75				12N5.5-4A
	KZ750,LTD,CSR	76-79	PTX14AHLBS-FS+	PTX14AHL-BS+	SCB14L-A2*	
	KZ750-E,H,L,LTD	80-83	PTX12AABS-FS		CB12A-A	
	KZ750-F,LTD, Spectre	83	PTX14AHLBS-FS	PTX14AHL-BS	CB14L-A2	
	KZ750-L Ninja	93	PTX9BS-FS	PTX9-BS		
	KZ750-R GP	82	PTX12AABS-FS+		CB12A-A**	
	VN750-A Vulcan Z750 (Eu)	86-06	PTX14AHLBS-FS	PTX14AHL-BS	CB14L-A2	
	Z750	09-13	PTX9BS-FS	PTX9-BS		
	ZN750-A LTD	84-85	PTX14AHLBS-FS	PTX14AHL-BS	CB14L-A2	

### INDIAN

cc	Model	Year	Factory Sealed, Maintenance Free	Sealed Maintenance Free	High Performance	Conventional
1819	Chief Classic,Roadmaster					
	Vintage,Chieftain	14-15	PTX20HLBS-FS+			
1720	Chief Classic,Vintage, Darkhouse	12-13	PIX50LBS-FS	PIX50L-BS		
1638	Chief	02-03	PIX50LBS-FS	PIX50L-BS		
1442	Scout, Spirit	02-03	PTX20BS-FS-	PTX20-BS		
	All Models	99-01	PTX20BS-FS	PTX20-BS		
1133	Scout	15	PTX14AHS-FS	PTX14AH-BS		

### KAWASAKI

cc	Model	Year	Factory Sealed, Maintenance Free	Sealed Maintenance Free	High Performance	Conventional
2000	VN2000-A Vulcan	04-13		PTX16-BS-		
1700	VN1700 Voyager, Nomad, Vaquero	09-14		PTX20CH-BS		
1600	VN1600 Vulcan Classic	03-09		PTX16-BS-		
	VN1600 Mean Streak	04-09		PTX16-BS-		
1500	VN1500 Vulcan 88, SE	87-98	PIX50LBS-FS	PIX50L-BS	C50-N18L-A-LMC	C50-N18L-A3
	VN1500-C Vulcan L	96-97	PIX50LBS-FS	PIX50L-BS	C50-N18L-A-LMC	C50-N18L-A3
	VN1500-G,J,L,R	99-05		PTX16-BS-		

† Must use factory activated battery.  
 \* Please see battery cross reference chart on page 11 for optional upgrades.  
 + Eliminates need for sensor (needs to be disabled).  
 # The PTX20 series batteries may be used as an optional upgrade, but some modification to the hold down may be necessary. See battery label for retrofit cautions.  
 \*\* When ordering this battery, specify sensor.  
 \* This battery includes a sensor.



MOTORCYCLE BATTERY APPLICATIONS

KAWASAKI (Continued)

cc	Model	Year	Factory Sealed, Maintenance Free	Sealed Maintenance Free	High Performance	Conventional
750	ZR-7, S	00-05	PTX12BS-FS	PTX12-BS	-	-
	ZR750	05-06	PTX9BS-FS	PTX9-BS	-	-
	ZR750-C Zephyr	91-94	PTX12BS-FS	PTX12-BS	-	-
	ZX750-E Turbo, GPz	83-85	PTX14AHLBS-FS+	PTX14AHL-BS+SCB14L-A2*	-	-
	ZX750-F Ninja	87-90	PTX14AHLBS-FS	PTX14AHL-BS	CB14L-A2	-
	ZX750-H Ninja ZX-7 90				CB12AL-A++	-
	ZX750-H Ninja ZX-7 89		PTX14AHLBS-FS	PTX14AHL-BS	CB14L-A2	-
	ZX750-J Ninja ZX-7	91-95	PTX12BS-FS	PTX12-BS	-	-
	ZX750 Ninja ZX, 7RR	91-97	PTX9BS-FS	PTX9-BS	-	-
	ZX750-P Ninja ZX-7R	96-03	PTX12BS-FS	PTX12-BS	-	-
700	KZ700-A	84	PTX12AABS-FS	PTX12-BS	CB12A-A	-
	VN700-A Vulcan	85	PTX14AHLBS-FS	PTX14AHL-BS	CB14L-A2	-
	ZN700-A LTD	84-85	PTX14AHLBS-FS	PTX14AHL-BS	CB14L-A2	-
650	ER6n	09-12	PTX12BS-FS	PTX12-BS	-	-
	KL650-A,E,KLR, KL650-B,Tengai	87-14	PTX14AHLBS-FS	PTX14AHL-BS	CB14L-A2	-
	KLE650 Versys	08-14	PTX12BS-FS	PTX12-BS	-	-
	KLX650C,R	93-96	PTX9BS-FS	PTX9-BS	-	-
	KZ650SR, LTD, Custom	77-80			CB10L-A2	-
	KZ650-H CSR	81-83	PTX12AABS-FS	PTX12-BS	CB12A-A	-
	Ninja 650R, ABS	12-14	PTX12ABS-FS	PTX12A-BS	-	-
	Ninja 650R	06-11	PTX12BS-FS	PTX12-BS	-	-
	W Series	66-70			CB7L-B	12N7-3B
	W650	00-02	PTX14BS-FS*	PTX14-BS	-	-
636	ZX636-B Ninja ZX-6R	03-14	PTX9BS-FS	PTX9-BS	-	-
600	KL600-A KLR	84			CB4L-A	-
	KL600-B KLR	85-86	PTX14AHLBS-FS	PTX14AHL-BS	CB14L-A2	-
	ZL600(All)	86-97	PTX12AABS-FS	PTX12-BS	CB12A-A	-
	ZX600-A,B,C, D Ninja	85-96	PTX12AABS-FS	PTX12-BS	CB12A-A	-
	ZX600-E,F Ninja ZX-6,6R	93-02	PTX12BS-FS	PTX12-BS	-	-
	ZX600-FA				-	-
	Ninja ZX-6R	08-13	PTX9BS-FS	PTX9-BS	-	-
	ZX600-G,J Ninja ZX-6R/ZZR	98-08	PTX9BS-FS	PTX9-BS	-	-
	ZX600-K,M Ninja ZX6RR	03-06	PTX9BS-FS	PTX9-BS	-	-
	ZZR600	05-09	PTX9BS-FS	PTX9-BS	-	-
	ZZR600	02-04	PTX12BS-FS	PTX12-BS	-	-
550	KZ550, LTD, GP	80-83	PTX12AABS-FS	PTX12-BS	CB12A-A	-
	KZ550-F LTD	84	PTX12AABS-FS++	PTX12-BS	CB12A-A++	-
	KZ550-F Spectre	83	PTX12AABS-FS++	PTX12-BS	CB12A-A++	-
	KZ550-H GP	82-83	PTX12AABS-FS+	PTX12-BS	CB12A-A**	-
	ZR550-B Zephyr	90-92	PTX12AABS-FS	PTX12-BS	CB12A-A	-
	ZX550-A GPz	84-86	PTX12AABS-FS+	PTX12-BS	CB12A-A**	-
500	EN500-A Vulcan	90-96	PTX12AABS-FS	PTX12-BS	CB12A-A	-
	EN500-C Vulcan LTD	96-10			CB12AL-A2	-
	EX500-A	87-93	PTX14AHLBS-FS	PTX14AHL-BS	CB14L-A2	-
	EX500-D Ninja500R	94-10	PTX14AHLBS-FS	PTX14AHL-BS	CB14L-A2	-
	H1 Series	73-75			CB9L-B	12N9-3B
	H1 Series	69-72			CB9-B	12N9-4B-1
	KH500-A	76			CB9L-B	12N9-3B
450	KLX450R	08-10	PTZ7S		-	-
	EN450-A 454 LTD	85-90	PTX12AABS-FS	PTX12-BS	CB12A-A	-
440	KZ440 (All)	80-83	PTX12AABS-FS	PTX12-BS	CB12A-A	-
400	KH400-A	76-78			-	12N5.5-4A
	KLX400R, KLX400SR	03-04	PT7B-4		-	-
	KZ400 Deluxe	77-79	PTX12AABS-FS	PTX12-BS	CB12A-A	12N12A-4A-1
	KZ400-C	78			-	12N5.5-4A
	KZ400-D, H	74-79	PTX12AABS-FS	PTX12-BS	CB12A-A	12N12A-4A-1
	KZ400-S	75-77			-	12N5.5-4A
	S3 Series	74-75			-	12N5.5-4A
350	A7 Series	66-71			CB9-B	12N9-4B-1
	F5 Series	70-71			-	6N2-2A-3
	F9 Series	73-75			-	6N4B-2A-3
	F9 Series	72			-	6N2-2A-3
	S2 Series	72-73			-	12N5.5-4A
305	EX305-B GP	83			CB9L-A2	-
	KZ305CSR, LTD	81-88			CB10L-A2	-
300	EX300 Ninja	13-14	PTX9BS-FS	PTX9-BS	-	-
250	A1 Series	66-71			CB9-B	12N9-4B-1
	EL250,HS	88-93			CB9L-A2	-
	EX250,Ninja 250R	08	PTX7ABS-FS	PTX7A-BS	-	-

++ Must use existing terminal adaptor.  
 \* G3SS & G3TR models having the engine production #235611 and above, use a 6N4-2A-5 battery.

KAWASAKI (Continued)

cc	Model	Year	Factory Sealed, Maintenance Free	Sealed Maintenance Free	High Performance	Conventional
250	EX250,Ninja 250R	09-13	PTX9BS-FS	PTX9-BS	-	-
	EX250 Ninja	95-07	PTX7LBS-FS	PTX7L-BS	-	-
	EX250 Ninja	86-94			CB9L-A2	-
	F4 Series	69-70			-	12N5.5-4A
	F8 Series	71-72			-	6N2-2A-3
	F11 Series	73-75			-	6N4B-2A-3
	KE250-B	77-79			-	6N6-1D-2
	KH250-A	76			-	12N5.5-4A
	KL250 SuperSherpa	00-10	PTX7LBS-FS	PTX7L-BS	-	-
	KL250	78-84			-	6N6-1D-2
	KL250-D KLR	85-05			CB4L-A	-
	KZ250 CSR, LTD	80-83			CB10L-A2	-
	KLX250S,SF	06-14	PTX7LBS-FS	PTX7L-BS	-	-
	S1 Series	73-75			-	12N5.5-4A
200	KZ200-A	78-79			CB10L-B	-
175	F7 Series	71-75			-	6N4-2A-5
	KE175-B	76-78			-	6N6-1D-2
140	KLX140,L	08-14	PTX7LBS-FS	PTX7L-BS	-	-
125	BN125 Eliminator	01-10			CB9-B	-
	F6 Series	71-73			-	6N4-2A-5
	KE125-A	76-83			-	6N6-1D-2
	KS125 Series	74-75			-	6N6-1D-2
120	C2SS RoadRunner	67-69			-	6N4-2A-3
	C2TR RoadRunner	67-69			-	6N4-2A-3
100	G3SS Series	75			-	6N4-2A-5
	G3TR Series	71			-	6N4-2A-3#
	G4TR Series	73-75			-	6N4-2A-5
	G4TR Series	70-72			-	6N4-2A-3
	G5 Series	74-75			-	6N4-2A-5
	G5 Series	72-73			-	6N4-2A-3
	KE100-A	79-81			-	6N6-1D-2
	KE100-A	76-78			-	6N4-2A-5
	KE100-B	82-01			-	6N6-1D-2
	KH100-B	76-77			-	6N4-2A-5
	KM100-A	79-81			-	6N6-1D-2
	KM100-A	76-78			-	6N4-2A-5
	KV100-A	76			-	6N4-2A-5
90	G3SS Series	73-74			-	6N4-2A-5
	G3SS Series	69-72			-	6N4-2A-3#
	G3TR Series	69-70			-	6N4-2A-3#
	MC1 Series	73-75			-	6N4-2A-5

POLARIS/VICTORY

cc	Model	Year	Factory Sealed, Maintenance Free	Sealed Maintenance Free	High Performance	Conventional
1731	All Models	08-14	PTX20HLBS-FS			
1507	V92C,DC Classic	98-04	PTX20LBS-FS*	PTX20L-BS		
	Deluxe, Cruiser	98-04	PTX20LBS-FS*	PTX20L-BS		
	V92SC	00-01	PTX20LBS-FS*	PTX20L-BS		
	Sport Cruiser	00-01	PTX20LBS-FS*	PTX20L-BS		
	V92TC	02-06	PTX20LBS-FS*	PTX20L-BS		
	Touring Cruiser	02-06	PTX20LBS-FS*	PTX20L-BS		
	Vegas, Kingpin	03-05	PTX20LBS-FS*	PTX20L-BS		
	8-ball, Hammer	03-05	PTX20LBS-FS*	PTX20L-BS		

SUZUKI

cc	Model	Year	Factory Sealed, Maintenance Free	Sealed Maintenance Free	High Performance	Conventional
1800	VZR1800 (M109R)	06-14		PTX20CH-BS		
	VLR1800 (C109R)	08-12		PTX20CH-BS		
1600	Marauder	04-05		PTX16-BS*		
	Boulevard M95	04-05		PTX16-BS*		
1500	VL1500 Intruder	98-11		PTX16-BS-1		
	Boulevard C90, T	98-11		PTX16-BS-1		
	VL1500 Boulevard	14		PTX20CH-BS		
	VZ1500 Boulevard	09-13		PTX20CH-BS		
	M90	09-13		PTX20CH-BS		
1400	GV1400GC,D	86-88	PIX50LBS-FS+	PIX50L-BS+	SC50-N18L-AT*	
	T Cavalcade	86-88	PIX50LBS-FS+	PIX50L-BS+	SC50-N18L-AT*	
	VS1400GL Intruder	87-11		PTX16-BS-1		
	GLP, S83	87-11		PTX16-BS-1		
1300	GSX1300BK B-King	08-11	PTX12BS-FS	PTX12-BS		
	GSX1300R					
	Z Hayabusa	08-14	PTX12BS-FS	PTX12-BS		
	GSX1300R					
	Hayabusa	99-07	PTX12ABS-FS	PTX12A-BS		
1250	GSF1250F,A Bandit	07-13	PTX12ABS-FS	PTX12A-BS		
1200	GSF1200,S Bandit	97-05	PTX12BS-FS	PTX12-BS		

\* Please see battery cross reference chart on page 11 for optional upgrades.  
 \* Eliminates need for sensor (needs to be disabled).  
 \* This battery includes a sensor.  
 \*\* When ordering this battery, specify sensor.

## MOTORCYCLE BATTERY APPLICATIONS

### SUZUKI (Continued)

cc	Model	Year	Factory Sealed, Maintenance Free	Sealed Maintenance Free	High Performance	Conventional
1200	GV1200GL Madura	85-86	PTX14AHLBS-FS	PTX14AHL-BS	CB14L-B2	-
1150	GS1150E,S	83-86	PTX14AHLBS-FS+	PTX14AHL-BS+SCB14L-B2*	-	-
1100	GS1100E,S	80-83	PTX14AHLBS-FS+	PTX14AHL-BS+SCB14L-A2*	-	-
	GS1100G,K,L	82-84	PTX14AHLBS-FS	PTX14AHL-BS	CB14L-A2	-
	Katana	82-84	PTX14AHLBS-FS	PTX14AHL-BS	CB14L-A2	-
	GSX-R1100	86-92	PTX14AHLBS-FS	PTX14AHL-BS	CB14L-A2	-
	GSX-R1100	93-98	PTX12BS-FS	PTX12-BS	-	-
	GSX1100F Katana	88-93	PTX14AHLBS-FS	PTX14AHL-BS	CB14L-B2	-
	GSX1100G	91-93	PTX14BS-FS*	PTX14-BS	-	-
1000	DL1000 V-Strom,					
	Adventure	02-14	PTX14BS-FS*	PTX14-BS	-	-
	GS1000	78-82	PTX14AHLBS-FS	PTX14AHL-BS	CB14L-A2	-
	GSX-R1000	01-04	PTX12BS-FS	PTX12-BS	-	-
	GSX-R1000	05-14	PTX12ABS-FS	PTX12A-BS	-	-
	SV1000,S	03-07	PTX14BS-FS*	PTX14-BS	-	-
	TL1000R	98-03	PTX12ABS-FS	PTX12A-BS	-	-
	TL1000S	97-01	PTX12BS-FS	PTX12-BS	-	-
900	RF900, R, S, ZS	94-97	PTX9BS-FS	PTX9-BS	-	-
850	GS850G, GL	79-83	PTX14AHLBS-FS	PTX14AHL-BS	CB14L-A2	-
800	VL800 Intruder Volusia, Boulevard C50, T, M50					
	VS800 GL	01-14	PTX12BS-FS	PTX12-BS	-	-
	S Intruder,S50	92-12	-	-	CB16B-A1	-
	VX800	90-93	-	-	CB16B-A	-
	VZ800 Marauder	97-08	PTX12BS-FS	PTX12-BS	-	-
750	GS750, Katana	77-83	PTX14AHLBS-FS	PTX14AHL-BS	CB14L-A2	-
	GSX750F Katana	98-06	PTX9BS-FS	PTX9-BS	-	-
	GSX750F Katana	89-97	PTX14AHLBS-FS	PTX14AHL-BS	CB14L-B2	-
	GSX-R750	00-14	PTX12ABS-FS	PTX12A-BS	-	-
	GSX-R750	96-99	PTX9BS-FS	PTX9-BS	-	-
	GSX-R750	86-92	PTX14AHLBS-FS	PTX14AHL-BS	CB14L-A2	-
	GSX-R750W	93-95	PTX9BS-FS	PTX9-BS	-	-
	GT750 LeMans	72-77	PTX14AHLBS-FS	PTX14AHL-BS	CB14L-A2	-
	VS750GLP Intuder	88-91	-	-	CB16B-A1	-
700	GS700E, GS700ES	85	PTX14AHLBS-FS	PTX14AHL-BS	CB14L-A2	-
	GV700GL Madura	85	PTX14AHLBS-FS	PTX14AHL-BS	CB14L-B2	-
	VS700GL Intruder	85-87	-	-	CB16B-A1	-
650	DL650 V-Strom,					
	Adventure	04-13	PTX12BS-FS	PTX12-BS	-	-
	DL650 V-Strom	04-13	PTX12BS-FS	PTX12-BS	-	-
	DR650S ER, ES	94-95	PTX12BS-FS	PTX12-BS	-	-
	R650S, N, P	92-93	PTX4LBS-FS	PTX4L-BS	-	-
	DR650S	90-91	-	-	CB5L-B	12N5-3B
	DR650SE	98-14	PTX9BS-FS	PTX9-BS	-	-
	DR650SE(CN)	96-97	PTX9BS-FS	PTX9-BS	-	-
	DR650SE	96-97	-	-	CB10L-B2	-
	GR650 Tempter, X	83	PTX14AHLBS-FS	PTX14AHL-BS	CB14L-A2	-
	GSX650F	08-11	PTX9BS-FS	PTX9-BS	-	-
	GS650E	81-82	-	-	CB10L-A2	-
	CS650 (All)	81-83	PTX14AHLBS-FS	PTX14AHL-BS	CB14L-A2	-
	LS650 Savage,S40	86-14	PTX14AHLBS-FS	PTX14AHL-BS	CB14L-B2	-
	SV650	99-02	PTX12ABS-FS	PTX12A-BS	-	-
	SV650,A,SA	03-11	PTX12ABS-FS	PTX12A-BS	-	-
	SV650,S	03-13	PTX12BS-FS	PTX12-BS	-	-
	SFV650 Gladius	09-14	PTX12ABS-FS	PTX12A-BS	-	-
	XN85 Turbo	83	PTX14AHLBS-FS	PTX14AHL-BS	CB14L-A2	-
620	QUV620F	05	PTX20LBS-FS*	PTX20L-BS	-	-
600	GSF600S Bandit	96-03	PTX9BS-FS	PTX9-BS	-	-
	GSX-R600	97-14	PTX9BS-FS	PTX9-BS	-	-
	GSX-R600W	92-93	PTX9BS-FS	PTX9-BS	-	-
	GSX600F Katana	98-06	PTX9BS-FS	PTX9-BS	-	-
	GSX600F Katana	88-97	-	-	CB10L-B2	-
	SP600	85	-	-	CB5L-B	12N5-3B
	RF600R,S	94-96	PTX9BS-FS	PTX9-BS	-	-
550	GS550E,L,M,TX	77-82	-	-	CB10L-A2	-
	GS550E,ES,L	83-86	-	-	CB10L-B	-
	GT550 Indy	72-77	-	-	-	12N11-3A-1
500	GS500,F	01-11	-	-	CB10L-B2	-
	GS500E	89-00	-	-	CB10L-B2	-
	GT500 Titan	76-77	-	-	CB7-A	12N7-4A
	SP500	81-83	-	-	-	6N4B-2A
	T500 Titan	68-75	-	-	CB7-A	12N7-4A
450	GS450	83-88	-	-	CB12B-B2	-
	GS450	80-82	-	-	CB10L-A2	-
425	GS425,GS425E,L	79	-	-	CB10L-A2	-
400	DR-Z400,E,S,SM	00-14	PT7B-4	-	-	-
	GN400T,X	80-82	-	-	-	6N4B-2A
	GS400	77-78	-	-	CB10L-A2	-
	GS400X	77-78	-	-	CB7-A	12N7-4A
	GSF400 Bandit	91-93	PTX9BS-FS	PTX9-BS	-	-
	SP400	80	-	-	-	6N4B-2A

\* This battery includes a sensor.

### SUZUKI (Continued)

cc	Model	Year	Factory Sealed, Maintenance Free	Sealed Maintenance Free	High Performance	Conventional
400	TS400 Apache	76-77	-	-	-	6N4B-2A
	TS400 Apache	72-75	-	-	CB5L-B	12N5-3B
380	GT380 Sebring	72-77	-	-	CB7-A	12N7-4A
370	SP370	78-79	-	-	-	6N4B-2A
350	DR350S	90-96	PTX4LBS-FS	PTX4L-BS	-	-
	DR350SE	94-99	PTX7LBS-FS	PTX7L-BS	-	-
	T350 Series	79	-	-	CB5L-B	12N5-3B
305	Scramble TC305	69	-	-	CB5L-B	12N5-3B
	T305	69	-	-	CB5L-B	12N5-3B
300	GS300L	82-85	-	-	CB12B-B2	-
250	DR250S	90-92	PTX4LBS-FS	PTX4L-BS	-	-
	DR250S EP, ER, ES	93-95	PTX7LBS-FS	PTX7L-BS	-	-
	DR-Z250	01-07	PTZ7S	-	-	-
	GN250	82-88	-	-	CB10L-A2	-
	GS250T	80-81	-	-	CB10L-A2	-
	GT250 Hustler	73-77	-	-	CB5L-B	12N5-3B
	GW250	13-14	PTX9BS-FS	PTX9-BS	-	-
	GZ250	99-12	PTX7LBS-FS	PTX7L-BS	-	-
	Model T20	69	-	-	CB5L-B	12N5-3B
	SP250	82-85	-	-	6N4B-2A	-
	Scrambler TC250	69	-	-	CB5L-B	12N5-3B
	T250,T250II,T250J,					
	T250R	72	-	-	CB5L-B	12N5-3B
	TS250 Savage	73-81	-	-	6N4B-2A	-
	TS250 Savage	69-72	-	-	6N2-2A-4	-
	TU250X	09-15	PTX7LBS-FS	PTX7L-BS	-	-
200	DR200SE	96-13	PTX7LBS-FS	PTX7L-BS	-	-
	SP200	86-88	-	-	CB4L-B	-
	T200, TC200	-	-	-	CB5L-B	12N5-3B
185	GT185 Adventurer	73-77	-	-	12N11-3A-1	-
	TC185 Ranger	74-77	-	-	12N11-3A-1	-
	TS185 Sierra	77-81	-	-	6N4B-2A	-
	TS185 Sierra	71-76	-	-	6N4-2A	-
125	DR125, SE, SES	94-96	PTX7LBS-FS	PTX7L-BS	-	-
	GN125, E	91-96	-	-	CB7-A	-
	GN125, E	82-83	-	-	CB7-A	-
	RV125 SE, R	94	PTX7LBS-FS	PTX7L-BS	-	-
	RV125 Tracker	73-77	-	-	6N4-2A	-
	SP125	86-88	-	-	6N4-2A	-
	SP125	82-83	-	-	6N4B-2A	-
	TC125 Prospector	73-77	-	-	6N4B-2A	-
	TS125 Duster	71-81	-	-	6N4B-2A	-
120	B120P	-	-	-	6N4-2A	-
	TC120,TC120II,					
	TC120R	71	-	-	6N4B-2A	-
105	B105P	-	-	-	6N4-2A	-
100	A100 Go-fer	76-77	-	-	6N4-2A	-
	A100 Go-fer	69	-	-	6N4-2A	-
	B100P	-	-	-	6N4-2A	-
	SP100	83	-	-	6N4B-2A	-
	Scrambler AC100	69	-	-	6N4-2A	-
	Sport AS100	69	-	-	6N4-2A	-
	TC100 Blazer	73-77	-	-	6N4-2A	-
	TS100 Honcho	78-81	-	-	6N4B-2A	-
	TS100 Honcho	73-77	-	-	6N4-2A	-
90	RV90 Rover	73-77	-	-	6N4B-2A	-
	TC90	-	-	-	6N4-2A	-
	RV90 Rover	72	-	-	6N2-2A-4	-
	TC90J, TC90R	-	-	-	6N2-2A-4	-
	Model K10,					
	Model K10P	68	-	-	6N4-2A	-
80	Sport 80	-	-	-	6N4-2A	-
	(ModelsK11&K11P)	68	-	-	6N4-2A	-
	Trail 80	-	-	-	6N4-2A	-
	(ModelsK15&K15P)	68	-	-	6N4-2A	-
75	TS75 Colt	75-77	-	-	6N4-2A	-
70	DR-Z70	08-09	-	-	PTX4B-BS	-
55	Model 31	68	-	-	6N2-2A-4	-
50	AC50, AS50	71	-	-	6N4-2A	-
	OR50	79-80	-	-	6N4B-2A	-
	Sport 50	-	-	-	6N4-2A	-
	(Model M12)	68	-	-	6N4-2A	-
	TS50J, TS50K	74	-	-	6N4-2A	-
	TS50L, TS50R	74	-	-	6N4-2A	-

### YAMAHA

cc	Model	Year	Factory Sealed, Maintenance Free	Sealed Maintenance Free	High Performance	Conventional
1854	Roadliner,Stratoliner	06-14	PT14B-4	-	-	-
	Raider	08-15	PT14B-4	-	-	-

\* Please see battery cross reference chart on page 11 for optional upgrades.  
+ Eliminates need for sensor (needs to be disabled).





MOTORCYCLE BATTERY APPLICATIONS

YAMAHA (Continued)

cc	Model	Year	Factory Sealed, Maintenance Free	Sealed Maintenance Free	High Performance	Conventional
1700	VMAX	09-15	PTZ14S			
	XV17P Road Star Warrior	02-08	PT14B-4			
	XV1700A Road Star Silverado	04-09	PTX20LBS-FS	PTX20L-BS		
	XV17AT Road Star Silverado	08-14	PT14B-4			
	MT-01 (EU)	05-12	PT14B-4			
1600	XV1600					
	Road Star (All)	99-03	PTX20LBS-FS	PTX20L-BS		
1300	FJR1300, A	03-15	PT14B-4			
	XVZ13 Royal Star/ Venture (All)	96-12	PTX20LBS-FS	PTX20L-BS		
	XVZ13					
	Venture/Royal	86-93	PIX50LBS-FS+	PIX50L-BS+	SC50-N18L-AT*	
	XJR1300 (EU)	07-13	PTZ14S			
	XVS13AY V-Star, Stryker	09-15	PTX20LBS-FS	PTX20L-BS		
1200	XT1200Z					
	Super Tenere	11-14	PTZ12S			
	FJ1200 (All)	91-93	PTX14BS-FS	PTX14-BS		
	FJ1200	86-90	PTX14AHLBS-FS	PTX14AHL-BS	CB14L-A2	
	VMX12 V-Max	85-07			CB16AL-A2	
	XVZ12					
	Venture/Royale	83-85	PIX50LBS-FS+	PIX50L-BS+	SC50-N18L-AT*	
1100	FJ1100	84-85	PTX14AHLBS-FS	PTX14AHL-BS	CB14L-A2	
	XJ1100 Maxim	82	PIX50LBS-FS+	PIX50L-BS+	SC50-N18L-AT*	
	XS1100 (All)	78-81	PIX50LBS-FS	PIX50L-BS	C50-N18L-A-LMC50-N18L-A3	
	XV1100 Virago(All)	86-99	PIX50LBS-FS	PIX50L-BS	C50-N18L-A-LMC50-N18L-A3	
	XVS1100 V-Star(All)	99-10	PT14B-4			
1000	FZR1000	91-95	PTX14BS-FS	PTX14-BS		
	FZR1000	87-90	PTX14AHLBS-FS	PTX14AHL-BS	CB14L-A2	
	FZS1000 FZ1	01-05	PT14B-4			
	FZS1000 FZ1	06-14	PTZ14S			
	GTS1000	93-94	PTX14BS-FS	PTX14-BS		
	XV1000 Virago	84-85	PIX50LBS-FS	PIX50L-BS	C50-N18L-A-LMC50-N18L-A3	
	YZF-R1	99-03	PT12B-4			
	YZF-R1	04-14	PTZ10S			
	YZF1000R	97-98	PTX14BS-FS	PTX14-BS		
950	XV95CT,Y V-Star Bolt, R-SPEC	09-15	PTZ14S			
		14-15	PTZ14S			
920	XV920 Virago	82	PIX50LBS-FS+	PIX50L-BS+	SC50-N18L-AT*	
	XV920M Midnight Virago	83	PIX50LBS-FS	PIX50L-BS	C50-N18L-A-LMC50-N18L-A3	
	XV920R Virago	81-83	PIX50LBS-FS	PIX50L-BS	C50-N18L-A-LMC50-N18L-A3	
900	TDM900 (EU)	02-13	PT12B-4			
	XJ900R Seca	83	PTX14AHLBS-FS	PTX14AHL-BS	CB14L-A2	
850	FZ-09	14-15	PTZ10S			
	TDM850	92-93	PTX12BS-FS	PTX12-BS		
	TRX850	95-99	PTX12BS-FS	PTX12-BS		
	XS850 (All)	80-81	PTX14AHLBS-FS	PTX14AHL-BS	CB14L-A2	
800	FZ8	11-13	PTZ10S			
750	FZ750	85-88	PTX14AHLBS-FS	PTX14AHL-BS	CB14L-A2	
	FZR750	87-88	PTX14AHLBS-FS	PTX14AHL-BS	CB14L-A2	
	TX750	73-74	PTX19LBS-FS	PTX19L-BS	CB16L-B	
	XJ750 Maxim	82-83	PTX14AHLBS-FS+	PTX14AHL-BS+	SCB14L-A2*	
	XJ750M Midnight Maxim	83	PTX14AHLBS-FS	PTX14AHL-BS	CB14L-A2	
	XJ750R Seca	81-83	PTX14AHLBS-FS+	PTX14AHL-BS+	SCB14L-A2*	
	XS750 (All)	77-79	PTX14AHLBS-FS	PTX14AHL-BS	CB14L-A2	12N14-3A
	XV750 Virago (All)	81-96			CB16AL-A2	
	YZF750R	94-98	PTX12BS-FS	PTX12-BS		
	YZF-R7	99	PT9B-4			
700	FZ700	87	PTX14AHLBS-FS	PTX14AHL-BS	CB14L-A2	
	FZ-07	15	PTZ10S			
	FZX700 Fazer	86-87	PTX14AHLBS-FS	PTX14AHL-BS	CB14L-A2	
	XJ700 Maxim	85-86	PTX14AHLBS-FS	PTX14AHL-BS	CB14L-A2	
	XJ700X	85	PTX14AHLBS-FS	PTX14AHL-BS	CB14L-A2	
	XV700 Virago	84-87			CB16AL-A2	
660	XT660X,R,Z, Tenere (EU)	04-13	PT9B-4			
	MT-03 (EU)	06-13	PT9B-4			
650	TX650	74	PTX14AHLBS-FS	PTX14AHL-BS	CB14L-A2	12N14-3A
	TX650	73	PTX12AABS-FS		CB12A-A	12N12A-4A-1
	XJ650 (All)	80-83	PTX12AABS-FS		CB12A-A	12N12A-4A-1
	XS1	70-71			12N5.5-3B	
	XS2	72	PTX12AABS-FS		CB12A-A	12N12A-4A-1
	XS650	75-83	PTX14AHLBS-FS	PTX14AHL-BS	CB14L-A2	
	XVS650 V-Star (All)	98-15	PT12B-4			
600	FJ600	84-85	PTX12AABS-FS		CB12A-A	12N12A-4A-1
	FZ6,R	05-14	PT12B-4			

YAMAHA (Continued)

cc	Model	Year	Factory Sealed, Maintenance Free	Sealed Maintenance Free	High Performance	Conventional
600	FZ600	86-88	PTX12AABS-FS		CB12A-A	12N12A-4A-1
	FZR600/R	89-99			CB12AL-A2	
	SRX600	86			CB5L-B	12N5-3B
	XJ600S Seca II	92-98	PTX9BS-FS	PTX9-BS		
	XJ6,Deversion (EU)	09-13	PT12B-4			
	XT600	84-89			CB5L-B	
	XT600E	90-95	PTX9BS-FS	PTX9-BS		
	YX600 Radian	86-90	PTX12AABS-FS		CB12A-A	12N12A-4A-1
	YZF-R6, R6S	01-09	PT9B-4			
	YZF-R6 (Excl. R6S)	06-15	PTZ10S			
	YZF-R6	99-00	PT12B-4			
	YZF600R	95-07	PTX12BS-FS	PTX12-BS		
550	XJ Maxim, R Seca	81-83	PTX12AABS-FS		CB12A-A	12N12A-4A-1
	XT550	82-83			CB5L-B	12N5-3B
	XZ550R Vision	82-83	PTX14AHLBS-FS	PTX14AHL-BS	CB14L-A2	
535	XV535 Virago	87-99			CB12AL-A2	
500	SR500	78-81			CB7L-B	12N7-3B
	TX500	73-74	PTX14AHLBS-FS	PTX14AHL-BS	CB14L-A2	12N14-3A
	XS500	75-78	PTX14AHLBS-FS	PTX14AHL-BS	CB14L-A2	12N14-3A
	XT500	76-81			6N6-3B-1	
	XVS500 Virago	83	PTX12AABS-FS		CB12A-A	12N12A-4A-1
450	WR450F	03-15	PTZ7S			
400	DT400 Enduro	77-78			6N6-3B-1	
	DT400 Enduro	75-76			6N4B-2A-3	
	FZR400 (All)	88-90			CB12AL-A2	
	RD400	76-79				12N5.5A-3B
	SR400	78-00			CB7L-B	
	SR400	01-15			PTX4B-BS	
	SR400 (FI)	10-13			PTX4B-BS	
	XS400 (All)	80-83	PTX12AABS-FS		CB12A-A	12N12A-4A-1
360	DT360 Enduro	74			6N4B-2A-3	
	RT1, RT1B 360					
	Enduro	70-71			6N2-2A-3	
	RT2, RT3 360					
	Enduro	72-73			6N4-2A-5	
	XS360	76-78	PTX12AABS-FS		CB12A-A	12N12A-4A-1
	XS360-2	77			CB7L-B	12N7-3B
350	BW350 Big Wheel	87-88			CB12B-B2	
	R3	69			CB5L-B	12N5-3B
	R5, R5B, R5C	70-72			12N5.5A-3B	
	RD350	73-75			12N5.5A-3B	
	RZ350	84-85			12N5.5-3B	
	XT350	85-00			CB3L-B	
	YR2/C	68			12N5.5-3B	
250	DS6B, DS6C	69-70			CB5L-B	12N5-3B
	DS7	72			12N5.5A-3B	
	DT1 250 Enduro	68			6N2-2A-3	
	DT1B,DT1C,					
	DT1E 250 Enduro	69-71			6N2-2A-3	
	DT2 250 Enduro	72			6N4-2A-5	
	DT250 Enduro	77-79			6N6-3B-1	
	DT250 Enduro	74-76			6N4B-2A-3	
	DT3 250 Enduro	73			6N4-2A-5	
	RD250	73-75			12N5.5A-3B	
	SR250 Exciter	80-82	PTX12AABS-FS		CB12A-A	12N12A-4A-1
	SRX250	87	PTX12AABS-FS		CB12A-A	12N12A-4A-1
	TTR250	99-06	PT7B-4			
	WR250F	03-09	PTX5LBS-FS	PTX5L-BS		
	WR250X,R	08-15	PTZ7S			
	XT250	08-15	PTZ7S			
	XT250	84			CB3L-B	
	XT250	80-83			6N6-3B-1	
	XT250 Serow	05-13	PTZ7S			
	XV250 Virago	95-03			CB10L-A2	
	XV250 Route 66	88-90			CB10L-A2	
	XV250YCR V-Star	09-15			CB10L-A2	
	Tricker	-13	PTZ7S			
230	TTR230E	06-15	PTX5LBS-FS	PTX5L-BS		
225	TTR225	99-05	PT7B-4			
	XT225	01-07	PTZ7S			
	XT225 Serow	92-00	PTX7LBS-FS	PTX7L-BS		
200	BW200E BigWheel (Elec. Start)	86-88			CB7C-A	
	CS3B, CS3C	70-71			CB9L-A2	12N9-3A-1
	CS5	72			CB9L-A2	12N9-3A-1
	RD200	74-76			CB9L-A2	12N9-3A-1
	TW200 Trailway	87-15			CB7C-A	
	XT200	82-83			6N4A-4D	
	YCS1	68			CB9L-A2	12N9-3A-1
185	SR185 Exciter	81-82			CB7L-B	
175	CT1,CT1B, CT1C 175 Enduro	69-71				6N2-2A-3

\* Eliminates need for sensor (needs to be disabled).

• Please see battery cross reference chart on page 11 for optional upgrades.

\* This battery includes a sensor.

## MOTORCYCLE BATTERY APPLICATIONS

### YAMAHA (Continued)

cc	Model	Year	Factory Sealed, Maintenance Free	Sealed Maintenance Free	High Performance	Conventional
175	CT2, CT3					
	175 Enduro	72-73				6N4A-4D
	DT175 Enduro	78-81				6N6-3B-1
	DT175 Enduro	74-76				6N4B-2A-3
125	AS2C	69				12N5.5-3B
	AT1E, AT1B, AT1C 125 Enduro	69-71			CB7L-B	12N7-3B
	AT2, AT3					
	125 Enduro	72-73			CB7L-B	12N7-3B
	DT125 Enduro	78-81			CB7L-B	12N7-3B
	DT125 Enduro	74-76			CB7L-B	12N7-3B
	RD125	75-76				12N5.5A-3B
	TTR125E/LE (Elec.)	03-15	PTX4LBS-FS	PTX4L-BS		
	XT125	82-83				6N4A-4D
	YAS1/C	68				12N5.5-3B
110	TTR125E/LE (Elec.)	08-15		PTX4B-BS		
100	DT100 Enduro	77-83				6N4-2A-5
	DT100 Enduro	74-76				6N4B-2A-3
	L5T, L5TA	69-70			CB7L-B	12N7-3B
	LS2	72				12N5.5A-3B
	LT2, LT3 100Enduro	72-73				6N4A-4D
	RS100	75-76				6N4A-4D
	YL2C/CM	68			CB7L-B	12N7-3B

### YAMAHA (Continued)

cc	Model	Year	Factory Sealed, Maintenance Free	Sealed Maintenance Free	High Performance	Conventional
90	HS1, HS1B	70-71				12N5.5-3B
	HT1, HT1B90 Enduro	70-71				6N2-2A-3
80	TTR90E (Elec.Start)	03-07		PTX4B-BS		
	DT80 Mini Enduro	81-83				6N4-2A-5
	G65, G65B	70-71				6N4A-4D
	G7S	72				6N4A-4D
	GT1 Mini Enduro	73				6N4-2A-5
	GT80 Mini Enduro	74-80				6N4-2A-5
	LB80 Chappy	76-78				6N4-2A-5
	YG1	62-66				6N4A-4D
	YG5T, YG55	68-69			CB7L-B	12N7-3B
60	JT2 Mini Enduro	72				6N2-2A-3
	RD60	73-75				6N4A-4D
50	DT50 Enduro	88-90				6N4B-2A-3
	LB50P Chappy	78-82				6N4-2A-5
	LC50 Champ	80-81				6N4-2A-5
	MJ50 Towner	82				6N4-2A-5
	QT50 Yamahopper	79-87				6N4-2A-5
	RX50 Special	83-84				6N4-2A-5
	TTR50E	06-15		PTX4B-BS		
	YSR50	87-92				6N4-2A-5

## ALL TERRAIN VEHICLE BATTERY APPLICATIONS

### AEON (BENZA)

cc	Model	Year	Factory Sealed, Maintenance Free	Sealed Maintenance Free	High Performance	Conventional
100	Cobra/CX-Sport 100 All		PTX4LBS-FS	PTX4L-BS		
90	Cobra/CX-Sport 90 All		PTX4LBS-FS	PTX4L-BS		
50	Cobra/CX-Sport 50 All		PTX4LBS-FS	PTX4L-BS		

### ARCTIC CAT

cc	Model	Year	Factory Sealed, Maintenance Free	Sealed Maintenance Free	High Performance	Conventional
700	TRV700	06-08	PTX14AHBS-FS	PTX14AH-BSCB14-A2		
650	650H1, TBX650	05-12	PTX14AHBS-FS	PTX14AH-BSCB14-A2		
	4x4 Automatic	04-06	PTX14AHBS-FS	PTX14AH-BSCB14-A2		
500	All Models	All	PTX14AHBS-FS	PTX14AH-BSCB14-A2		
400	TRV400	-10	PTX14AHBS-FS	PTX14AH-BSCB14-A2		
	DVX400	All	PTX9BS-FS	PTX9-BS		
	All Other Models	All	PTX14AHBS-FS	PTX14AH-BSCB14-A2		
366	366	08-12	PTX14AHBS-FS	PTX14AH-BSCB14-A2		
300	DVX300	09-14	PTX12BS-FS	PTX12-BS		
	All Models	-09	PTX14AHLBS-FS	PTX14AHL-BSCB14-A2		
250	250	-10	PTX12BS-FS	PTX12-BS		
	All Models	-05	PTX14AHLBS-FS	PTX14AHL-BSCB14-A2		
	DVX250, 2X4	06	PTX12BS-FS	PTX12-BS		
150	150	-13	PTX9BS-FS	PTX9-BS		
90	All Models	-06	PTX4LBS-FS	PTX4L-BS		
	DVX90	06-14	PTX5LBS-FS	PTX5L-BS		
	90, 90 Utility	-14	PTX5LBS-FS	PTX5L-BS		
50	DVX50	06-10	PTX5LBS-FS	PTX5L-BS		

### BOMBARDIER (CAN-AM)

cc	Model	Year	Factory Sealed, Maintenance Free	Sealed Maintenance Free	High Performance	Conventional
1000	Outlander1000, Renegade	12-13	PTX20LBS-FS†			
800	Outlander800 EFI, MAX, Renegade	06-13	PTX20LBS-FS	PTX20L-BS		
660	Outlander800 EFI	06	PTX20LBS-FS	PTX20L-BS		
650	Outlander, MAX	-13	PTX20LBS-FS	PTX20L-BS		
	DS650	00-06	PTX15LBS-FS	PTX15L-BS		
	Quest	02-05	PTX19CLBS-FS	PTX19CL-BS	CB16CL-B	
	Quest (Opt)	02-05	PIX50LBS-FS	PIX50L-BS	C50-N18L-A-LM	C50-N18L-A3
500	Outlander, MAX, Renegade	-13	PTX20LBS-FS	PTX20L-BS		
	Traxter, Quest	99-05	PTX19CLBS-FS	PTX19CL-BS	CB16CL-B	
	Traxter, Quest (Opt)	02-05	PIX50LBS-FS	PIX50L-BS	C50-N18L-A-LM	C50-N18L-A3
450	DS450	-13	PT7B-4			
400	Outlander400XT, Max	04-13	PTX20LBS-FS	PTX20L-BS		
	Outlander400	03-04	PTX15LBS-FS	PTX15L-BS		
330	Outlander330	04-05	PTX15LBS-FS	PTX15L-BS		
250	DS250	06-13	PTX12BS-FS	PTX12-BS		
200	Rally	03-06	PTX14AHBS-FS	PTX14AH-BS	CB14A-A2	
90	DS90, DS90F, Quest	02-13	PTX4LBS-FS	PTX4L-BS		
70	DS70	-13	PTX4LBS-FS	PTX4L-BS		

### BOMBARDIER (CAN-AM) (Continued)

cc	Model	Year	Factory Sealed, Maintenance Free	Sealed Maintenance Free	High Performance	Conventional
50	DS50, Quest	02-06	PTX4LBS-FS	PTX4L-BS		

### CANNONDALE

cc	Model	Year	Factory Sealed, Maintenance Free	Sealed Maintenance Free	High Performance	Conventional
	All Models	01-03	PTX9BS-FS	PTX9-BS		

### DRR

cc	Model	Year	Factory Sealed, Maintenance Free	Sealed Maintenance Free	High Performance	Conventional
	All Models		PTX4LBS-FS	PTX4L-BS		

### E-TON

cc	Model	Year	Factory Sealed, Maintenance Free	Sealed Maintenance Free	High Performance	Conventional
250	Vector250	-13	PTX12BS-FS	PTX12-BS		
150	Viper150R	-13	PTX9BS-FS	PTX9-BS		
	CXL 150 Yukon II	00-13	PTX9BS-FS	PTX9-BS		
	YXL150 Yukon	00-01	PTX9BS-FS	PTX9-BS		
90	AXL, TXL, NXL, RXL	99-03	PTX4LBS-FS	PTX4L-BS		
	All Models	04-13	PTX5LBS-FS	PTX5L-BS		
	DXL90 Serria	00-03	PTX5LBS-FS	PTX5L-BS		
70	Viper70	-13	PTX5LBS-FS	PTX5L-BS		
50	AXL, TXL, NXL, RXL	99-03	PTX4LBS-FS	PTX4L-BS		
	All Models	04-05	PTX5LBS-FS	PTX5L-BS		

### HONDA

cc	Model	Year	Factory Sealed, Maintenance Free	Sealed Maintenance Free	High Performance	Conventional
700	TRX700XX	08-13	PTX9BS-FS	PTX9-BS		
680	TRX680 FourTrax Rincon	06-14	PTX20LBS-FS	PTX20L-BS		
650	TRX650 FourTrax Rincon (Std)	03-05	PTX14BS-FS	PTX14-BS		
	(Optional Cold Starting)	03-04	PTX20LBS-FS	PTX20L-BS		
500	TRX500FE, FPE, FM, FPM	11-14	PTZ16H			
	TRX500F FourTrax Rubicon	01-11	PTX14BS-FS	PTX14-BS		
	TRX500FE, FM, TM FourTrax Foreman ES, 4x4	05-11	PTX14BS-FS	PTX14-BS		
450	TRX450ER, TRX450R	06-13	PTZ7S			
	TRX450, FourTrax Foreman S, ES	98-04	PTX14BS-FS	PTX14-BS		

† Must use factory activated battery.  
• Please see battery cross reference chart on page 11 for optional upgrades.

ALL TERRAIN VEHICLE BATTERY APPLICATIONS

HONDA (Continued)

cc	Model	Year	Factory Sealed, Maintenance Free	Sealed Maintenance Free	High Performance	Conventional
450	TRX450ER	06-09	PTZ7S	-	-	-
420	TRX420					
	Rancher 4x4	-13	PTX14BS-FS-	PTX14-BS	-	-
	TRX420					
	Rancher 4x4	14-15	PTZ16H	-	-	-
	TRX420					
	Rancher 2x4	-14	PTX14BS-FS-	PTX14-BS	-	-
400	FL400R Pilot	89-90	PTX14BS-FS-	PTX14-BS	-	-
	TRX400EX,					
	FourTrax, Sportrax	99-13	PTX9BS-FS-	PTX9-BS	-	-
	TRX400 Rancher AT	04-06	PTX14BS-FS-	PTX14-BS	-	-
	TRX400FW					
	Foreman	95-03	PTX14BS-FS-	PTX14-BS	-	-
350	FL350R Odyssey	85	PTX12BS-FS	PTX12-BS	-	-
	TRX350, D					
	FourTrax 4x4	86-89	PTX14BS-FS-	PTX14-BS	-	-
	TRX350 Rancher	00-06	PTX14BS-FS-	PTX14-BS	-	-
300	TRX300 FourTrax					
	300	88-00	PTX14BS-FS-	PTX14-BS	-	-
	TRX300X, EX,					
	Sportrax	93-12	PTX9BS-FS	PTX9-BS	-	-
	TRX300FW					
	FourTrax 300 4x4	88-00	PTX14BS-FS-	PTX14-BS	-	-
250	ATC250ES Big Red	85-87	PTX12BS-FS	PTX12-BS	-	-
	ATC250SX	85-87	PTX12BS-FS	PTX12-BS	-	-
	TRX250 FourTrax	85-87	PTX12BS-FS	PTX12-BS	-	-
	TRX250TE, TM,					
	FourTrax Recon ES	97-13	PTX12BS-FS	PTX12-BS	-	-
	TRX250EX, TE, EM	01-13	PTX9BS-FS	PTX9-BS	-	-
200	ATC200 Big Red	82-84	PTX14AHBS-FS	PTX14AH-BSCB14A-A2	-	-
	ATC200M	84-85	PTX14AHBS-FS	PTX14AH-BSCB14A-A2	-	-
	TRX200 FourTrax	90-97	PTX12BS-FS	PTX12-BS	-	-
	TRX200 FourTrax	84	PTX14AHBS-FS	PTX14AH-BSCB14A-A2	-	-
	TRX200SX					
	FourTrax	86-88	PTX12BS-FS	PTX12-BS	-	-
125	ATC125M	86-87	PTX12BS-FS	PTX12-BS	-	-
	ATC125M	84-85	-	-	CB9A-A	-
	TRX125 FourTrax	87-88	PTX9BS-FS	PTX9-BS	-	-
	TRX125 FourTrax	85-86	-	-	CB9A-A	-
90	TRX90EX	06-15	PTX5LBS-FS	PTX5L-BS	-	-

HYOSUNG MOTORS

cc	Model	Year	Factory Sealed, Maintenance Free	Sealed Maintenance Free	High Performance	Conventional
450	TE450S	-13	PTX9BS-FS	PTX9-BS	-	-

JOHN DEER

cc	Model	Year	Factory Sealed, Maintenance Free	Sealed Maintenance Free	High Performance	Conventional
	All Models	All	PTX19CLBS-FS	PTX19CL-BSCB16CL-B	-	-

KASEA

cc	Model	Year	Factory Sealed, Maintenance Free	Sealed Maintenance Free	High Performance	Conventional
250	Skyhawk 250	All	PTX7ABS-FS	PTX7A-BS	-	-
170	Skyhawk 170	All	PTX7ABS-FS	PTX7A-BS	-	-
150	Skyhawk 150,					
	Adventure Buggy	All	PTX7ABS-FS	PTX7A-BS	-	-
125	KS, KU Models,					
	Adventure Buggy	All	PTX7ABS-FS	PTX7A-BS	-	-
90	Skyhawk 90	All	PTX5LBS-FS	PTX5L-BS	-	-
	KS, KU Models	All	PTX7ABS-FS	PTX7A-BS	-	-
65	KS, KU Models	All	PTX7ABS-FS	PTX7A-BS	-	-
50	Mini Skyhawk	All	PTX4LBS-FS	PTX4L-BS	-	-
	Skyhawk 50	All	PTX5LBS-FS	PTX5L-BS	-	-

KAWASAKI

cc	Model	Year	Factory Sealed, Maintenance Free	Sealed Maintenance Free	High Performance	Conventional
750	KVF750-A, B Brute					
	Force 750 4x4	05-14	PTX14BS-FS†	-	-	-
700	KFX700 V-Force	03-10	PTX14BS-FS†	-	-	-
	KSV700-A,					
	B (KFX700)	04-08	PTX14BS-FS†	-	-	-
	KSV700-A,					
	B Prairie 700 4x4	04-06	PTX14BS-FS†	-	-	-
700	KVF700-A, B,					
	D Prairie 700, 4x4	04-06	PTX14BS-FS†	-	-	-

KAWASAKI (Continued)

cc	Model	Year	Factory Sealed, Maintenance Free	Sealed Maintenance Free	High Performance	Conventional
650	KVF650 Brute Force	02-13	PTX14BS-FS†	-	-	-
	KV650-A, B, D,					
	E Prairie 650, 4x4	02-11	PTX14BS-FS†	-	-	-
450	KFX450R	08-14	PTX7LBS-FS	PTX7L-BS	-	-
	4x4 Adv. Classic	02-03	PTX14BS-FS†	-	-	-
400	KLF400-B					
	Bayou 400 4x4	93-00	PTX19CLBS-FS	PTX19CL-BS	CB16CL-B	-
	KSF400-A (KFX400)	03-06	PTX9BS-FS	PTX9-BS	-	-
	KVF400-A					
	Prairie 4x4	97-00	PTX14AHBS-FS	PTX14AH-BS	CB14A-A2	-
	KVF400-A					
	Prairie 400 4x4(CN)	97-00	PTX19CLBS-FS	PTX19CL-BS	CB16CL-B	-
	KVF400-B					
	Prairie 400 4x4	98-00	PTX14AHBS-FS	PTX14AH-BS	CB14A-A2	-
	KVF400-B					
	Prairie 400 4x4(CN)	98-00	PTX19CLBS-FS	PTX19CL-BS	CB16CL-B	-
	KVF400-C					
	Prairie 400, 4x4	99-02	PTX14AHBS-FS	PTX14AH-BS	CB14A-A2	-
	KVF400-C					
	Prairie 400 4x4(CN)	99-02	PTX14BS-FS-	PTX14-BS	-	-
	KVF400-D					
	Prairie 400, 4x4	99-02	PTX14AHBS-FS	PTX14AH-BS	CB14A-A2	-
	KVF400-D					
	Prairie 400 4x4(CN)	99-01	PTX14BS-FS-	PTX14-BS	-	-
360	KVF360 Prairie	-13	PTX14AHBS-FS	PTX14AH-BS	CB14A-A2	-
	KVF360-A, B,					
	C Prairie 360, 4x4	03-11	PTX14AHBS-FS	PTX14AH-BS	CB14A-A2	-
300	KEF300-A Lakota	95-00	PTX14AHBS-FS	PTX14AH-BS	CB14A-A2	-
	KEF300-B					
	Lakota Sport	01-03	PTX14AHBS-FS	PTX14AH-BS	CB14A-A2	-
	KLF300-A Bayou	86-87	PTX19CLBS-FS	PTX19CL-BS	CB16CL-B	-
	KLF300-B Bayou	88-04	PTX14AHBS-FS	PTX14AH-BS	CB14A-A2	-
	KLF300-B					
	Bayou (CN)	92-99	PTX19CLBS-FS	PTX19CL-BS	CB16CL-B	-
	KLF300-C					
	Bayou 300 4x4	89-04	PTX14AHBS-FS	PTX14AH-BS	CB14A-A2	-
	KLF300-C					
	Bayou 300 4x4(CN)	92-05	PTX19CLBS-FS	PTX19CL-BS	CB16CL-B	-
	KVF300 Brute Force	13-14	PTX12BS-FS	PTX12-BS	-	-
	KVF300-A					
	Prairie 300, 4x4	99-02	PTX14AHBS-FS	PTX14AH-BS	CB14A-A2	-
	KVF300-A Prairie 300,					
	4x4 (CN)	99-01	PTX19CLBS-FS	PTX19CL-BS	CB16CL-B	-
	KVF300-B					
	Prairie 300, 4x4	99-02	PTX14AHBS-FS	PTX14AH-BS	CB14A-A2	-
	KVF300-B Prairie 300,					
	4x4 (CN)	99-02	PTX19CLBS-FS	PTX19CL-BS	CB16CL-B	-
250	KLF250-A Bayou	03-12	-	-	CB10A-A2	-
	KLF250-A					
	Bayou (CN)	03-05	PTX14AHBS-FS	PTX14AH-BS	CB14A-A2	-
	KLT250-A	82-83	PTX12AABS-FS	-	CB12A-A	-
	KLT250-C Prairie	84-85	-	-	CB10L-B	-
	KLT250-C Prairie	83	PTX12AABS-FS	-	CB12A-A	-
220	KLF220-A Bayou	88-02	-	-	CB10A-A2	-
	KLF220-A					
	Bayou (CN)	92-02	PTX14AHBS-FS	PTX14AH-BS	CB14A-A2	-
200	KLT200-A, C	81-84	-	-	CB10L-B	-
	KLT200-B, C	83	PTX12AABS-FS	-	CB12A-A	-
185	KLF185-A Bayou	85-88	-	-	CB10L-B	-
110	KLF110-B					
	Mojoje (Elec.Start)	87-88	-	-	CB9L-A2	-
90	KFX90	07-14	PTX5LBS-FS	PTX5L-BS	-	-
80	KSF80-A (KFX80)	03-05	PTX5LBS-FS	PTX5L-BS	-	-
50	KFX50	07-14	PTX5LBS-FS	PTX5L-BS	-	-

KTM

cc	Model	Year	Factory Sealed, Maintenance Free	Sealed Maintenance Free	High Performance	Conventional
525	SX ATV	10-13	PTX5LBS-FS	PTX5L-BS	-	-
	XC ATV	10-11	PTX5LBS-FS	PTX5L-BS	-	-
505	SX ATV	08-13	PTX5LBS-FS	PTX5L-BS	-	-
	XC ATV	08-11	PTX5LBS-FS	PTX5L-BS	-	-
450	SX ATV	08-11	PTX5LBS-FS	PTX5L-BS	-	-
	XC ATV	08-09	PTX5LBS-FS	PTX5L-BS	-	-

KYMCO

cc	Model	Year	Factory Sealed, Maintenance Free	Sealed Maintenance Free	High Performance	Conventional
700	MXU700	-14	PTX20LBS-FS-	PTX20L-BS	-	-

† Must use factory activated battery.  
• Please see battery cross reference chart on page 11 for optional upgrades.

## ALL TERRAIN VEHICLE BATTERY APPLICATIONS

### KYMCO (Continued)

cc	Model	Year	Factory Sealed, Maintenance Free	Sealed Maintenance Free	High Performance	Conventional
500	MXU500	-14	PTX20LBS-FS	PTX20LBS	-	-
450	Maxxer450	-14	PTX20LBS-FS	PTX20LBS	-	-
300	Mongoose300	-10	PTX12BS-FS	PTX12BS	-	-
	MXU300SD	All	PTX12BS-FS	PTX12BS	-	-
250	Mongoose, MXU250	All	PTX12BS-FS	PTX12BS	-	-
150	MXU150	All	PTX9BS-FS	PTX9BS	-	-
90	Mongoose 90	All	PTX5LBS-FS	PTX5LBS	-	-
50	Mongoose 50	All	PTX5LBS-FS	PTX5LBS	-	-

### MANCO

cc	Model	Year	Factory Sealed, Maintenance Free	Sealed Maintenance Free	High Performance	Conventional
260	8265L	06	PTX14AHBS-FS	PTX14AH-BSCB14A-A2	-	-
	8264L	05-06	PTX14AHBS-FS	PTX14AH-BSCB14A-A2	-	-
	8260E, L	04-06	PTX14AHBS-FS	PTX14AH-BSCB14A-A2	-	-
72	8089L	05-06	PTX5LBS-FS	PTX5LBS	-	-

### PANDA MOTOR SPORTS

cc	Model	Year	Factory Sealed, Maintenance Free	Sealed Maintenance Free	High Performance	Conventional
125	KD125	-	-	-	CB7-A	-
80	KD80	-	-	-	CB7-A	-
50	KD50	-	-	-	CB7-A	-

### POLARIS

cc	Model	Year	Factory Sealed, Maintenance Free	Sealed Maintenance Free	High Performance	Conventional
1000	Scrambler	14	PTX20HLBS-FS†	-	-	-
850	Scrambler	14	PTX20HLBS-FS†	-	-	-
	Sportsman	09-14	PIX30LBS-FS†	-	-	-
800	Sportsman	14	PTX20HLBS-FS	-	-	-
	Sportsman 6x6	14	PIX30LBS-FS†	-	-	-
	Sportsman 6x6	05-14	PIX30LBS-FS	PIX30LBS	-	-
	Sportsman 4x4	11-13	PTX20HLBS-FS	-	-	-
700	Sportsman, Military	02-10	PIX30LBS-FS	PIX30LBS	CB30L-B	-
600	Sportsman	04-05	PIX30LBS-FS	PIX30LBS	CB30L-B	-
570	Sportsman	14	PTX14AHBS-FS	PTX14AH-BSCB14A-A2	-	-
550	Sportsman	09	PTX20HLBS-FS	-	-	-
	Sportsman EPS,X2, Touring	10-14	PTX14AHBS-FS†	-	-	-
	Sportsman Touring, XP,X2	09-10	PTX20HLBS-FS	-	-	-
	Sportsman X2	10-12	PTX20HLBS-FS	-	-	-
	Sportsman XP	10	PTX14AHBS-FS†	-	-	-
525	Outlaw 525	08-12	PTX9BS-FS	PTX9BS	-	-
500	All Models (Excl. Predator, Sportsman)	99-12	PTX14AHBS-FS	PTX14AH-BSCB14A-A2	-	-
	Predator	03-06	PTX9BS-FS	PTX9BS	CB30L-B	-
	Sportsman	-09	PIX30LBS-FS	PIX30LBS	CB30L-B	-
	Sportsman HO	96-13	PTX14AHBS-FS	PTX14AH-BSCB14A-A2	-	-
450	Outlaw 450	07-10	PTX9BS-FS	PTX9BS	-	-
	Diesel .445 Liter (primary)	99-03	PIX30LBS-FS	PIX30LBS	CB30L-B	-
	(secondary)	99-03	PTX14AHBS-FS	PTX14AH-BSCB14A-A2	-	-
425	All models	95-02	PTX14AHBS-FS	PTX14AH-BSCB14A-A2	-	-
400	All models	94-14	PTX14AHBS-FS	PTX14AH-BSCB14A-A2	-	-
335	Sportsman	98-01	PTX14AHBS-FS	PTX14AH-BSCB14A-A2	-	-
330	Magnum Trail Boss	03-13	PTX14AHBS-FS	PTX14AH-BSCB14A-A2	-	-
	Sportsman	-10	PTX14AHBS-FS	PTX14AH-BSCB14A-A2	-	-
	ACE	14-15	PTX14AHBS-FS	PTX14AH-BSCB14A-A2	-	-
325	All models	87-02	PTX14AHBS-FS	PTX14AH-BSCB14A-A2	-	-
300	Hawkeye,	-	-	-	-	-
	Sportman 300	06-10	PTX14AHBS-FS	PTX14AH-BSCB14A-B2	-	-
250	All models	85-05	PTX14AHBS-FS	PTX14AH-BSCB14A-A2	-	-
200	Phoenix, Sawtooth	05-14	PTX12BS-FS	PTX12BS	-	-
90	Predator, Sportsman, Outlaw	03-14	PTX5LBS-FS	PTX5LBS	-	-
	Scrambler,	-	-	-	-	-
	Sportsman	01-02	PTX4LBS-FS	PTX4LBS	-	-
50	Scrambler	03	PTX5LBS-FS	PTX5LBS	-	-
	Scrambler	01-02	PTX4LBS-FS	PTX4LBS	-	-
	Predator, Outlaw	04-14	PTX5LBS-FS	PTX5LBS	-	-

### QIANJIANG

cc	Model	Year	Factory Sealed, Maintenance Free	Sealed Maintenance Free	High Performance	Conventional
100	ATV100	All	PTX4LBS-FS	PTX4LBS	-	-
50	ATV50	All	PTX4LBS-FS	PTX4LBS	-	-

### SUZUKI

cc	Model	Year	Factory Sealed, Maintenance Free	Sealed Maintenance Free	High Performance	Conventional
750	LT-A750X	-	-	-	-	-
	King Quad	07-14	-	-	PTX20CH-BS	-
700	LT-A700X	-	-	-	-	-
	King Quad	05-07	-	-	PTX20CH-BS	-
	LT-V700F	-	-	-	-	-
	Twin Peaks	04-05	-	-	PTX20CH-BS	-
500	LT-A500 King Quad	06-14	-	-	PTX20CH-BS	-
	LT-A500F	-	-	-	-	-
	Vinson 4WD	04-07	-	-	PTX20CH-BS	-
	LT-A500F	-	-	-	-	-
	Vinson 4WD	02-03	-	-	PTX16-BS	-
	LT-A500F	-	-	-	-	-
	QuadMaster	00-01	-	-	PTX16-BS-1	-
	LT-F500F	-	-	-	-	-
	QuadRunner	98-02	-	-	PTX16-BS-1	-
	LT-F500F Vinson	-	-	-	-	-
	Manual 4WD	04-07	-	-	PTX20CH-BS	-
	LT-F500F Vinson	-	-	-	-	-
	Manual 4WD	03	-	-	PTX16-BS	-
450	LT-A450X	-	-	-	-	-
	King Quad	07-11	PTX14BS-FS	PTX14BS	-	-
	LT-R450 QuadRacer	06-11	PTX7ABS-FS	PTX7A-BS	-	-
400	LT-A400 Eiger 2WD,	-	-	-	-	-
	F Eiger 4WD	02-07	PTX14BS-FS	PTX14BS	-	-
	LT-A400F KingQuad	-09	PTX14BS-FS	PTX14BS	-	-
	LT-A400F KingQuad	13-14	PTX14BS-FS	PTX14BS	-	-
	LT-F400 Eiger 2WD,	-	-	-	-	-
	F Eiger 4WD	02-07	PTX14BS-FS	PTX14BS	-	-
	LT-Z400 QuadSport	03-14	PTX9BS-FS	PTX9BS	-	-
	LT-A400 King Quad	-13	PTX14BS-FS	PTX14BS	-	-
300	LT300E QuadRunner	-	-	-	-	-
	300E	87-89	PTX14AHBS-FS	PTX14AH-BSCB14A-A2	-	-
	LT-F300F KingQuad	99-02	PTX14AHBS-FS	PTX14AH-BSCB14A-A2	-	-
	LT-F300F KingQuad (CN,Opt)	99-02	-	-	PIX50-BS	C50-N18A-A
280	LT-F4WDX	-	-	-	-	-
	KingQuad	91-99	PTX14AHBS-FS	PTX14AH-BSCB14A-A2	-	-
	LT-F4WDX	-	-	-	-	-
	KingQuad (CN,Opt)	91-99	-	-	PIX50-BS	C50-N18A-A
250	LT-4WD	-	-	-	-	-
	QuadRunner	87-99	PTX14AHBS-FS	PTX14AH-BSCB14A-A2	-	-
	LT-4WD	-	-	-	-	-
	QuadRunner (Opt)	87-99	-	-	PIX50-BS	C50-N18A-A
	LT-F250	-	-	-	-	-
	QuadRunner	88-01	PTX14AHBS-FS	PTX14AH-BSCB14A-A2	-	-
	LT-F250	-	-	-	-	-
	QuadRunner(Opt)	88-01	-	-	PIX50-BS	C50-N18A-A
	LT-F250, Ozark	02-14	PTX12BS-FS	PTX12BS	-	-
	LT-F250F	-	-	-	-	-
	QuadRunner	99-02	PTX14AHBS-FS	PTX14AH-BSCB14A-A2	-	-
	LT-F250F QuadRunner (CN,Opt)	99-02	-	-	PIX50-BS	C50-N18A-A
	LT-Z250 QuadSport	04-11	PTX9BS-FS	PTX9BS	-	-
	LT250EF	-	-	-	-	-
	QuadRunner	85-86	-	-	PIX50-BS	C50-N18A-A
230	LT-F230	-	-	-	-	-
	QuadRunner	86-87	-	-	CB10A-A2	-
	LT230E	-	-	-	-	-
	QuadRunner	88-93	PTX12BS-FS	PTX12BS	-	-
	LT230GE	-	-	-	-	-
	QuadRunner	85-86	-	-	CB10A-A2	-
160	LT-F160	-	-	-	-	-
	QuadRunner	91-01	-	-	CB9A-A	-
	LT-F160	-	-	-	-	-
	QuadRunner	03-04	-	-	CB9A-A	-
	LT160E	-	-	-	-	-
	QuadRunner	89-94	-	-	CB9A-A	-
90	LTZ90 QuadSport	07-11	PTX7ABS-FS	PTX7A-BS	-	-
80	LT80 QuadSport	80	PTX5LBS-FS	PTX5LBS	-	-
50	QuadSport Z50	06-11	PTX5LBS-FS	PTX5LBS	-	-

### YAMAHA

cc	Model	Year	Factory Sealed, Maintenance Free	Sealed Maintenance Free	High Performance	Conventional
700	YFM7FG Grizzly	07-15	PTX20LBS-FS	PTX20LBS	-	-
	YFM700R Raptor	06-15	PT9B-4	-	-	-
660	YFM660FW Grizzly	02-08	PTX20LBS-FS	PTX20LBS	-	-
	YFM660R Raptor	01-05	PTX14BS-FS	PTX14BS	-	-
600	YFM600FW Grizzly	98-01	PTX20LBS-FS	PTX20LBS	-	-

† Must use factory activated battery.

• Please see battery cross reference chart on page 11 for optional upgrades.

ALL TERRAIN VEHICLE BATTERY APPLICATIONS

YAMAHA (Continued)

cc	Model	Year	Factory Sealed, Maintenance Free	Sealed Maintenance Free	High Performance	Conventional
550	YFM5FG Grizzly	-14	PTX20LBS-FS	PTX20L-BS		
450	YFM450FG Grizzly	07-14	PTX14AHBS-FS	PTX14AH-BS		
	YTM450FW Kodiak/ Automatic	03-09	PTX20LBS-FS	PTX20L-BS		
	YFM450FX Wolverine	03-10	PTX20LBS-FS	PTX20L-BS		
	YZF450	04-13	PT7B-4			
	YZF450V	-09	PT7B-4			
	YXF450R,X	09-15	PTZ7S			
400	YFM400FG Grizzly	07-11	PTX14AHBS-FS	PTX14AH-BS		
	YFM400FW Kodiak/ Automatic	03-06	PTX14AHBS-FS	PTX14AH-BS		
	YFM400FW Kodiak/ Automatic	96-02	PTX20LBS-FS	PTX20L-BS		
	YFM400FW Kodiak	93-95	PTX14AHBS-FS	PTX14AH-BS	CB14A-A	
	YFM400FB BigBear	00-12	PTX20LBS-FS	PTX20L-BS		
	YFM400FWN BigBear 4WD	00-03	PTX20LBS-FS	PTX20L-BS		
350	Bruin	04-06	PTX14AHBS-FS	PTX14AH-BS		
	YFM350ER Moto 4	87-95	PTX14AHBS-FS	PTX14AH-BS	CB14A-A	
	YFM350FW BigBear 4WD	87-99	PTX14AHBS-FS	PTX14AH-BS	CB14A-A	
	YFM350FX Wolverine	95-05			CB12C-A	
	YFM350U BigBear 2WD	96-99	PTX14AHBS-FS	PTX14AH-BS	CB14A-A	
	YFM350X Warrior	87-03			CB12C-A	
	YFP350 TerraPro	88	PTX14AHBS-FS	PTX14AH-BS	CB14A-A	
	YFM350FX Wolverine	06-10	PTX14AHBS-FS	PTX14AH-BS		

\* Please see battery cross reference chart on page 11 for optional upgrades.

YAMAHA (Continued)

cc	Model	Year	Factory Sealed, Maintenance Free	Sealed Maintenance Free	High Performance	Conventional
350	YFM350FG Grizzly	07-14	PTX14AHBS-FS	PTX14AH-BS		
	YFM350R Raptor	04-13	PTZ10S			
300	Grizzly300 Auto.	11-13	PTX12BS-FS	PTX12-BS		
250	YFM250B BigBear	07-10	PTX14AHBS-FS	PTX14AH-BS	CB14A-A2	
	YFM250B Bruin	05-06	PTX14AHBS-FS	PTX14AH-BS	CB14A-A2	
	YFM250R Raptor	08-13	PTZ7S			
	YFB250 Timber Wolf 2WD	92-98			CB12C-A	
	YFB250FW Timber Wolf 4WD	94-00			CB12C-A	
	YFM250 Bear Tracker	99-04	PTX14AHBS-FS	PTX14AH-BS	CB14A-A2	
	YFM250 Moto 4	89-91	PTX14AHBS-FS	PTX14AH-BS	CB14A-A	
230	YFU-I/T Pro-Hauler	89	PTX14AHBS-FS	PTX14AH-BS	CB14A-A	
225	YFM225 Moto 4	86-88	PTX14AHBS-FS	PTX14AH-BS	CB14A-A	
	YTM225DR Tri-Moto	85-86	PTX14AHBS-FS	PTX14AH-BS	CB14A-A	
	YTM225DX Tri-Moto	83-85	PTX14AHBS-FS	PTX14AH-BS	CB14A-A	
200	YFM200 Moto 4	85	PTX14AHBS-FS	PTX14AH-BS	CB14A-A	
	YFM200DX Moto 4	86-89	PTX14AHBS-FS	PTX14AH-BS	CB14A-A	
	YTM200,E ER Tri-Moto	83-85	PTX14AHBS-FS	PTX14AH-BS	CB14A-A	
125	YFA-1 Breeze	89-04			CB12C-A	
	YFM125S Grizzly	04-13			CB12C-A	
	YFM125R Raptor	11-13	PTZ7S			
100	YFM100 Champ	87-91				12N7D-3B
90	YFM90R Raptor	09-13	PTX5LBS-FS	PTX5L-BS		
80	YFM Grizzly	05-08				12N7D-3B
	YFM80 Badger	85-01				12N7D-3B
	YFM80R Raptor 80	02-08				12N7D-3B
50	YFM50 Raptor	04-09				12N7D-3B

UTILITY VEHICLE BATTERY APPLICATIONS

ARCTIC CAT

cc	Model	Year	Factory Sealed, Maintenance Free	Sealed Maintenance Free	High Performance	Conventional
1000	Prowler 1000	-13	PIX30LBS-FS	PIX30L-BS	CB30L-B	
	Wildcat 1000, LTD	13	PIX30LBS-FS	PIX30L-BS		
700	Prowler 700	10-13	PIX30LBS-FS	PIX30L-BS	CB30L-B	
	Prowler 700	-09	PIX50LBS-FS	PIX50L-BS		
650	Prowler 650	06-09	PIX50LBS-FS	PIX50L-BS	C50-N18L-A-LM	
550	Prowler 550	10-13	PIX30LBS-FS	PIX30L-BS	CB30L-B	
	Prowler 550	-09	PIX50LBS-FS	PIX50L-BS		

BRP (CAN-AM)

cc	Model	Year	Factory Sealed, Maintenance Free	Sealed Maintenance Free	High Performance	Conventional
1000	Commander 1000	11-13	PTX20LBS-FS†			
800	Commander 800	11-13	PTX20LBS-FS†			

HONDA

cc	Model	Year	Factory Sealed, Maintenance Free	Sealed Maintenance Free	High Performance	Conventional
700	SXS700 Pioneer	14	PTX14BS-FS	PTX14-BS		
	MUV700 Big Red	08-13	PTX14BS-FS	PTX14-BS		

KAWASAKI

cc	Model	Year	Factory Sealed, Maintenance Free	Sealed Maintenance Free	High Performance	Conventional
950	Mule 5210 Diesel	-10				U1(9)
750	Teryx All Model(US)	08-13				U1(9)
	Teryx All Model(CN)	08-13	PTX14BS-FS†			
650	KAF650					
	Mule 4010 4x4	09	PTX20LBS-FS	PTX20L-BS		
620	Mule4010 Trans 4x4, Diesel	-13				U1(9)
	KAF620F, Mule 4010 4x4(US)	-13				U1(9)
	KAF620F, Mule 4010 4x4(CN)	-13	PTX20LBS-FS	PTX20L-BS		U1(9)
	Mule 4000 Classic	-13				U1(9)
	Classic	05-07	PTX20LBS-FS	PTX20L-BS		
	KAF620, Mule 3000, 3010, 3020		PTX20LBS-FS	PTX20L-BS		
	KAF620, Mule 2500, 2510, 2520		PTX19CLBS-FS	PTX19CL-BS	CB16CL-B	

\* Please see battery cross reference chart on page 11 for optional upgrades.

KAWASAKI (Continued)

cc	Model	Year	Factory Sealed, Maintenance Free	Sealed Maintenance Free	High Performance	Conventional
540	KAF540, Mule 2010, 2020, 2030		PTX19CLBS-FS	PTX19CL-BS	CB16CL-B	
450	KAF450, Mule 1000		PTX19CLBS-FS	PTX19CL-BS	CB16CL-B	
400	KAF400, Mule 600, 610	05-13	PTX14AHBS-FS	PTX14AH-BS	CB14A-A2	
360	Advantage Classic	03-07	PTX20LBS-FS	PTX20L-BS		
300	KAF300, Mule 500, 520, 550		PTX14AHBS-FS	PTX14AH-BS	CB14A-A2	

KYMCO

cc	Model	Year	Factory Sealed, Maintenance Free	Sealed Maintenance Free	High Performance	Conventional
500	UXV500	-13	PTX20LBS-FS	PTX20L-BS		

POLARIS

cc	Model	Year	Factory Sealed, Maintenance Free	Sealed Maintenance Free	High Performance	Conventional
900	Ranger RZR	11-14	PIX30LBS-FS	PIX30L-BS		
800	Ranger RZR	09-13	PTX20HLBS-FS			
	Ranger RZR 4,S	10-14	PIX30LBS-FS	PIX30L-BS		
	Ranger	10-13	PIX30LBS-FS	PIX30L-BS	CB30L-B	
700	Ranger 6x6, 4x4	06-10	PIX30LBS-FS	PIX30L-BS		
570	Ranger 4x4 RZR 570, EPS	14	PTX14AHBS-FS	PTX14AH-BS	CB14-B2	
	RZR 570, EPS	12-13	PTX14AHBS-FS	PTX14AH-BS	CB14-B2	
500	Ranger 6x6, 4x4	11-13	PTX14AHBS-FS	PTX14AH-BS	CB14-B2	
	Ranger 6x6, 4x4	04-10	PIX30LBS-FS	PIX30L-BS	CB30L-B	
425	Ranger 2x4	02-03	PIX30LBS-FS	PIX30L-BS	CB30L-B	
400	Ranger 400	11-14	PTX14AHBS-FS	PTX14AH-BS	CB14-B2	
170	Ranger RZR	-14	PTX12BS-FS	PTX12-BS		

SUZUKI

cc	Model	Year	Factory Sealed, Maintenance Free	Sealed Maintenance Free	High Performance	Conventional
620	QUV620F	05	PTX20LBS-FS	PTX20L-BS		

YAMAHA

cc	Model	Year	Factory Sealed, Maintenance Free	Sealed Maintenance Free	High Performance	Conventional
	Rhino (All Models)	All	P11U1LD-FS			

† Must use factory activated battery.

## PERSONAL WATERCRAFT BATTERY APPLICATIONS

### AQUA-JET CO.

cc	Model	Year	Factory Sealed, Maintenance Free	Sealed Maintenance Free	High Performance	Conventional
432	Aqua-Jet Sx1	89-90	PTX19BS-FS	PTX19-BS	CB16-B	-
430	Aqua-Jet Sx1	91	PTX19BS-FS	PTX19-BS	CB16-B	-

### ARCTIC CAT

cc	Model	Year	Factory Sealed, Maintenance Free	Sealed Maintenance Free	High Performance	Conventional
770	Tiger Shark	97-99	PTX14AHLBS-FS	PTX14AHL-BS	CB14L-A2	-
640	Tiger Shark	97-99	PTX14AHLBS-FS	PTX14AHL-BS	CB14L-A2	-

### BOMBARDIER / SEA-DOO (BRP)

cc	Model	Year	Factory Sealed, Maintenance Free	Sealed Maintenance Free	High Performance	Conventional
1500	GTI, GTX, RXP, RXT, WAKE	-13	PIX30CLBS-FS	PIX30CL-BS	CB30CL-B	-
	GTI, RXT	09	PIX30CLBS-FS	PIX30CL-BS	CB30CL-B	-
	GTX 4-Tec, RXP	03-06	PIX30CLBS-FS	PIX30CL-BS	CB30CL-B	-
	GTX 4-Tec, RXP	07	PIX30CLBS-FS	PIX30CL-BS	-	-
	All other Models	94-07	PTX19CLBS-FS	PTX19CL-BS	CB16CL-B	-
	All Models	88-93	PTX19LBS-FS	PTX19L-BS	CB16L-B	-

### HONDA

cc	Model	Year	Factory Sealed, Maintenance Free	Sealed Maintenance Free	High Performance	Conventional
1470	Aqua Trax F-15, X	03-13	PTX20LBS-FS	PTX20L-BS	-	-
1235	Aqua Trax F-12, X	02-09	PTX20LBS-FS	PTX20L-BS	-	-
	Aqua Trax R-12, X	02-09	PTX20LBS-FS	PTX20L-BS	-	-

### KAWASAKI

cc	Model	Year	Factory Sealed, Maintenance Free	Sealed Maintenance Free	High Performance	Conventional
1500	JT1500-A, C STX-15F	04-13	PTX20LBS-FS	PTX20L-BS	-	-
	JT1500B, C, 250X, Ultra LX	07-13	PTX20LBS-FS	PTX20L-BS	-	-
1200	JH1200-A, B Ultra 150	99-05	PTX20LBS-FS	PTX20L-BS	-	-
	JT1200-A, B, C, STX-R, STX-12F	02-07	PTX20LBS-FS	PTX20L-BS	-	-
1100	JH1100-B Ultra 130	01-04	PTX20LBS-FS	PTX20L-BS	-	-
	JH1100 ZXi	96-03	PTX20LBS-FS	PTX20L-BS	-	-
	JT1100 STX	97-03	PTX20LBS-FS	PTX20L-BS	-	-
900	JH900 ZXi	95-97	PTX20LBS-FS	PTX20L-BS	-	-
	JT900 STS, STX	97-05	PTX20LBS-FS	PTX20L-BS	-	-
800	JS800 SX-R	03-13	PTX20LBS-FS	PTX20L-BS	-	-
750	JH750 SS, ST, Xi, XiR	92-99	PTX19CLBS-FS	PTX19CL-BS	CB16CL-B	-
	JH750 ST, ZXi	95-97	PTX20LBS-FS	PTX20L-BS	-	-
	JS750 SX, ZX	92-95	PTX19CLBS-FS	PTX19CL-BS	CB16CL-B	-

### KAWASAKI (Continued)

cc	Model	Year	Factory Sealed, Maintenance Free	Sealed Maintenance Free	High Performance	Conventional
750	JS750 SXi, SXi Pro	95-02	PTX20LBS-FS	PTX20L-BS	-	-
	JT750 XiR, ST, STS	94-95	PTX19CLBS-FS	PTX19CL-BS	CB16CL-B	-
	JT750 STS, STX	96-98	PTX20LBS-FS	PTX20L-BS	-	-
650	JF650 X2	86-95	PTX19CLBS-FS	PTX19CL-BS	CB16CL-B	-
	JF650 TS	89-96	PTX19CLBS-FS	PTX19CL-BS	CB16CL-B	-
	JF650 SC	91-95	PTX19CLBS-FS	PTX19CL-BS	CB16CL-B	-
	JS650 SX	87-95	PTX19CLBS-FS	PTX19CL-BS	CB16CL-B	-
550	JS550, SX	86-95	PTX19CLBS-FS	PTX19CL-BS	CB16CL-B	-
	JS550	82-85	PTX19LBS-FS	PTX19L-BS	CB16L-B	-
440	JS440	87-92	PTX19CLBS-FS	PTX19CL-BS	CB16CL-B	-
	JS440	77-86	PTX19LBS-FS	PTX19L-BS	CB16L-B	-
400	JS400	76	PTX19LBS-FS	PTX19L-BS	CB16L-B	-
300	JS300 TS, SX	86-91	PTX19CLBS-FS	PTX19CL-BS	CB16CL-B	-

### POLARIS

cc	Model	Year	Factory Sealed, Maintenance Free	Sealed Maintenance Free	High Performance	Conventional
	All Models	All	PTX19CLBS-FS	PTX19CL-BS	CB16CL-B	-

### S.O.S. MARINE MFG

cc	Model	Year	Factory Sealed, Maintenance Free	Sealed Maintenance Free	High Performance	Conventional
	All Models	All	PTX19CLBS-FS	PTX19CL-BS	CB16CL-B	-

### ULTRANAUTICS

cc	Model	Year	Factory Sealed, Maintenance Free	Sealed Maintenance Free	High Performance	Conventional
800	Sea Flash	89-92	-	-	C60-N24AL-B	-
	Wet Bike	87-92	-	-	C60-N24AL-B	-
	Wet Bike	85-86	-	-	-	CHD4-12
	Jet Star 1250 (Boat)	88-90	-	-	C60-N24AL-B	-
	Jet Star 1260 (Boat)	91	-	-	C60-N24AL-B	-

### WET JET INTERNATIONAL

cc	Model	Year	Factory Sealed, Maintenance Free	Sealed Maintenance Free	High Performance	Conventional
	All Models	All	PTX19BS-FS	PTX19-BS	CB16-B-LM	CB16-B

### YAMAHA

cc	Model	Year	Factory Sealed, Maintenance Free	Sealed Maintenance Free	High Performance	Conventional
1800	FX, FZR, FZS, VXS, VXR	09-13	PTX19CLBS-FS	PTX19CL-BS	CB16CL-B	-
1100	VX	09-13	PTX19CLBS-FS	PTX19CL-BS	CB16CL-B	-
700	Superjet	09-13	PTX19CLBS-FS	PTX19CL-BS	CB16CL-B	-
	All Waverunner Models	87-09	PTX19CLBS-FS	PTX19CL-BS	CB16CL-B	-

\* Please see battery cross reference chart on page 11 for optional upgrades.

## SNOWMOBILE BATTERY APPLICATIONS

### ARCTIC CAT

cc	Model	Year	Factory Sealed, Maintenance Free	Sealed Maintenance Free	High Performance	Conventional
	4 Stroke Trail, Touring	02-03	PIX50LBS-FS	PIX50L-BS	C50-N18L-A-LM	-
	Bearcat 340, 440	95-00	PTX14AHLBS-FS	PTX14AHL-BS	CB14-A2	-
	Bearcat 570	04-07	PIX50LBS-FS	PIX50L-BS	C50-N18L-A-LM	-
	Bearcat 570	08-09	PTX20BS-FS#	PTX20-BS#	CB18-A	-
	Bearcat 570	10-14	PTX20HBS-FS	-	-	-
	Bearcat WT	95-02	PTX20BS-FS#	PTX20-BS#	CB18-A	-
	Bearcat WT	03-04	PIX50LBS-FS	PIX50L-BS	C50-N18L-A-LM	-
	Bearcat WT	05-07	PIX50LBS-FS	PIX50L-BS	-	-
	Bearcat WT Turbo	06-07	PIX50LBS-FS	PIX50L-BS	-	-
	Cheetah	86-90	PTX19LBS-FS	PTX19L-BS	CB16L-B	-
	Cheetah	91-93	PTX14AHLBS-FS	PTX14AHL-BS	CB14L-A2	-
	Crossfire 500	07	PTX20HBS-FS	-	-	-
	Crossfire 600	06-07	PTX20HBS-FS	-	-	-
	Crossfire 700	06	PTX20HBS-FS	-	-	-
	Cougar	85-90	PTX19LBS-FS	PTX19L-BS	CB16L-B	-
	Cougar	91-94	PTX14AHLBS-FS	PTX14AHL-BS	CB14L-A2	-
	Cougar	95-98	PTX20BS-FS#	PTX20-BS#	CB18-A	-
	El Tigre 5000	87-88	PTX14AHLBS-FS	PTX14AHL-BS	CB14L-A2	-
	EXT	89-91	PTX19LBS-FS	PTX19L-BS	CB16L-B	-
	EXT	92-94	PTX14AHLBS-FS	PTX14AHL-BS	CB14L-A2	-

### ARCTIC CAT (Continued)

cc	Model	Year	Factory Sealed, Maintenance Free	Sealed Maintenance Free	High Performance	Conventional
	EXT Dix (EFI)	97-98	PIX50LBS-FS	PIX50L-BS	C50-N18L-A-LM	-
	EXT (EFI)	95-97	-	-	CB7-A	12N7-4A
	EXT (EFI)	98	PTX20BS-FS#	PTX20-BS#	CB18-A	-
	EXT 600	97-98	PTX20BS-FS#	PTX20-BS#	CB18-A	-
	EXT (Carb)	95-96	PTX20BS-FS#	PTX20-BS#	CB18-A	-
	EXT Special	91-92	PTX14AHLBS-FS	PTX14AHL-BS	CB14L-A2	-
	F570, T570, Bearcat	08-14	PTX20BS-FS#	PTX20-BS#	CB18-A	-
	F5 LXR	07-14	PTX20BS-FS#	PTX20-BS#	CB18-A	-
	F6, F8, F1000	07-09	PTX20HBS-FS	-	-	-
	F8 LXR, F800, M800, XF800	07-13	PTX20HBS-FS	-	-	-
	Firecat	03-06	PIX50LBS-FS	PIX50L-BS	C50-N18L-A-LM	-
	Jag AFS	89-91	PTX14AHLBS-FS	PTX14AHL-BS	CB14L-A2	-
	Jag AFS L/T	89-93	PTX14AHLBS-FS	PTX14AHL-BS	CB14L-A2	-
	Jag, Jag Dix	85-93	PTX14AHLBS-FS	PTX14AHL-BS	CB14L-A2	-
	Jag, Jag Dix	94-99	PTX14AHLBS-FS	PTX14AHL-BS	CB14L-A2	-
	Jag Liquid	96	PTX14AHLBS-FS	PTX14AHL-BS	CB14L-A2	-
	Jag Z	93	PTX14AHLBS-FS	PTX14AHL-BS	CB14L-A2	-
	Jag Z	94	PTX14AHLBS-FS	PTX14AHL-BS	CB14L-A2	-
	Jaguar	07	PTX20HBS-FS	-	-	-
	King Cat 900	04-06	PIX50LBS-FS	PIX50L-BS	C50-N18L-A-LM	-
	Lynx	91-93	PTX14AHLBS-FS	PTX14AHL-BS	CB14L-A2	-

\* Please see battery cross reference chart on page 11 for optional upgrades.

# The PTX20 series batteries may be used as an optional upgrade, but some modification to the hold down may be necessary. See battery label for retrofit cautions.

SNOWMOBILE BATTERY APPLICATIONS

ARCTIC CAT (Continued)

cc	Model	Year	Factory Sealed, Maintenance Free	Sealed Maintenance Free	High Performance	Conventional
M 5	06-07	PTX20HBS-FS	-	-	-	-
M 6	05-07	PTX20HBS-FS	-	-	-	-
M 7	05-06	PTX20HBS-FS	-	-	-	-
Mountain Cat	01	PTX20BS-FS#	PTX20-BS#	CB18-A	-	-
Mountain Cat 500	02	PTX20BS-FS#	PTX20-BS#	CB18-A	-	-
Mountain Cat 570	02-04	PIX50LBS-FS	PIX50L-BS	C50-N18L-A-LM	-	-
Mountain Cat 600	02-04	PTX20BS-FS#	PTX20-BS#	CB18-A	-	-
Mountain Cat 800	02-04	PIX50LBS-FS	PIX50L-BS	C50-N18L-A-LM	-	-
Mountain Cat 900	03-04	PIX50LBS-FS	PIX50L-BS	C50-N18L-A-LM	-	-
Mountain Cat 1000	02	PTX20BS-FS#	PTX20-BS#	CB18-A	-	-
Pantera	80-85	PTX19LBS-FS	PTX19L-BS	CB16L-B	-	-
Pantera	86-93	PTX14AHLBS-FS	PTX14AHL-BS	CB14L-A2	-	-
Pantera	94	PTX20BS-FS#	PTX20-BS#	CB18-A	-	-
Pantera	95-98	PIX50LBS-FS	PIX50L-BS	C50-N18L-A-LM	-	-
Pantera	99-01	PTX20BS-FS#	PTX20-BS#	CB18-A	-	-
Pantera 550, 600	02-05	PTX20BS-FS#	PTX20-BS#	CB18-A	-	-
Pantera 800	02-04	PIX50LBS-FS	PIX50L-BS	C50-N18L-A-LM	-	-
Panther	80-88	PTX19LBS-FS	PTX19L-BS	CB16L-B	-	-
Panther	89-93	PTX14AHLBS-FS	PTX14AHL-BS	CB14L-A2	-	-
Panther	94-96	PTX14AHBS-FS	PTX14AHL-BS	CB14-A2	-	-
Panther 340	97-00	PTX14AHBS-FS	PTX14AHL-BS	CB14-A2	-	-
Panther 370	01-04	PTX14AHBS-FS	PTX14AHL-BS	CB14-A2	-	-
Panther 370	07	PTX14AHBS-FS	PTX14AHL-BS	CB14-A2	-	-
Panther 440	97-03	PTX14AHBS-FS	PTX14AHL-BS	CB14-A2	-	-
Panther 550	97-01	PTX20BS-FS#	PTX20-BS#	CB18-A	-	-
Panther 570	02-07	PIX50LBS-FS	PIX50L-BS	C50-N18L-A-LM	-	-
Panther 660	06-07	PIX50LBS-FS	PIX50L-BS	C50-N18L-A-LM	-	-
Powder Extreme	97-98	PTX20BS-FS#	PTX20-BS#	CB18-A	-	-
Powder Special	95-97	PTX20BS-FS#	PTX20-BS#	CB18-A	-	-
Prowler	90-93	PTX14AHLBS-FS	PTX14AHL-BS	CB14L-A2	-	-
Prowler	94	-	-	CB7-A	-	12N7-4A
Prowler 2-Up	95	PTX20BS-FS#	PTX20-BS#	CB18-A	-	-
Prowler Special	91-92	PTX20BS-FS#	PTX20-BS#	CB18-A	-	-
Puma	94-96	PTX14AHBS-FS	PTX14AHL-BS	CB14-A2	-	-
Sabercat 500	04-06	PTX20BS-FS#	PTX20-BS#	CB18-A	-	-
Sabercat 600, 700	04-06	PIX50LBS-FS	PIX50L-BS	C50-N18L-A-LM	-	-
Super Jag	87-88	PTX19LBS-FS	PTX19L-BS	CB16L-B	-	-
Super Jag	89-92	PTX14AHLBS-FS	PTX14AHL-BS	CB14L-A2	-	-
T660 Touring	04-06	PIX50LBS-FS	PIX50L-BS	C50-N18L-A-LM	-	-
T660 Turbo	04-07	PIX50LBS-FS	PIX50L-BS	-	-	-
T660 Turbo Touring	04-07	PIX50LBS-FS	PIX50L-BS	-	-	-
T500, T570	09	PTX20BS-FS#	PTX20-BS#	CB18-A	-	-
Thundrcat	97-02	PTX20BS-FS#	PTX20-BS#	CB18-A	-	-
Wildcat (EFI)	93	PTX14AHLBS-FS	PTX14AHL-BS	CB14L-A2	-	-
Wildcat (EFI)	95-96	-	-	CB7-A	-	12N7-4A
Wildcat MC	94	-	-	CB7-A	-	12N7-4A
Wildcat Touring	95-96	-	-	CB7-A	-	12N7-4A
XF7000, XF8000, XF9000, M9000	14	PTX20HBS-FS	-	-	-	-
Z	98-01	PTX14AHBS-FS	PTX14AHL-BS	CB14-A2	-	-
Z1, TX1, F1100, M1100, Bearcat Z1	01-14	PTX20HBS-FS	-	-	-	-
Z 370, 440	02-07	PTX14AHBS-FS	PTX14AHL-BS	CB14-A2	-	-
Z 570	02-07	PIX50LBS-FS	PIX50L-BS	C50-N18L-A-LM	-	-
ZL	01	PTX20BS-FS#	PTX20-BS#	CB18-A	-	-
ZL 500	02	PTX20BS-FS#	PTX20-BS#	CB18-A	-	-
ZL 550, 600	02-03	PTX20BS-FS#	PTX20-BS#	CB18-A	-	-
ZL 800	02-03	PIX50LBS-FS	PIX50L-BS	C50-N18L-A-LM	-	-
ZR (EFI)	95-96	-	-	CB7-A	-	12N7-4A
ZR 500, 600	01-02	PTX20BS-FS#	PTX20-BS#	CB18-A	-	-
ZR 800	02-03	PIX50LBS-FS	PIX50L-BS	C50-N18L-A-LM	-	-
ZR 900	03-06	PIX50LBS-FS	PIX50L-BS	C50-N18L-A-LM	-	-
ZR5000, ZR6000, ZR7000, ZR8000, ZR9000	14	PTX20HBS-FS	-	-	-	-
ZRT	97-02	PTX20BS-FS#	PTX20-BS#	CB18-A	-	-

BOMBARDIER / SKI-DOO (BRP)

cc	Model	Year	Factory Sealed, Maintenance Free	Sealed Maintenance Free	High Performance	Conventional
1200	Grand Touring, Expedition, Renegade, GSX, GTX, MXZ	10-13	PTX20HLBS-FS†	-	-	-
1000	Expedition, Legend, Scandic	03-06	PIX50LBS-FS†	-	-	-
800	Expedition, Legend, Skandic, Renegade, Summit, Free Ride, GSX, MXZ	07-13	PTX20LBS-FS†	-	-	-

BOMBARDIER / SKI-DOO (BRP) (Continued)

cc	Model	Year	Factory Sealed, Maintenance Free	Sealed Maintenance Free	High Performance	Conventional
600	Expedition, Skandic, Summit, Grand Touring, Renegade, Tundra, GSX, GTX	06-13	PTX20LBS-FS†	-	-	-
550	Expedition, Freestyle, Skandic, Grand Touring, Renegade, Tundra, GSX, GTX, MXZ	04-13	PTX20LBS-FS†	-	-	-
300	Skandic, All models, All 4-stroke, CK3 Types, Elite, ZX Types, ZX Types	05-13	PTX20LBS-FS†	-	-	-

KAWASAKI

cc	Model	Year	Factory Sealed, Maintenance Free	Sealed Maintenance Free	High Performance	Conventional
All Models	All	All	PIX50LBS-FS	PIX50L-BS	C50-N18L-A-LMC	C50-N18L-A3

POLARIS

cc	Model	Year	Factory Sealed, Maintenance Free	Sealed Maintenance Free	High Performance	Conventional
800	Rush, RMK, Pro, Assault, SWBK, Rush, Switchback, RMK	12	PTX20LBS-FS	PTX20L-BS	-	-
750	FS Wide Track, Turbo, LX, IQ, Wide Track, FS/FST	11-13	PIX30LBS-FS	PIX30L-BS	-	-
600	IQ, Wide Track, Rush, IQ, Shift, Switchback, Turbo Switchback, Turbo Dragon, Turbo LX, IQ, IQ Touring, Indy, Indy Trail, All EFI (RXL, 500 EFI), FS/FST, Sprint (Electric Start)	08-14	PTX20LBS-FS†	-	-	-
550	IQ, LXT, Shift	-13	PTX20LBS-FS	PTX20L-BS	-	-
544	Trail, Trail Touring	-10	PTX14AHBS-FS	PTX14AHL-BS	CB14A-A2	-
500	Wide Track	89-14	PIX50LBS-FS	PIX50L-BS	C50-N18L-A-LMC	C50-N18L-A3

YAMAHA

cc	Model	Year	Factory Sealed, Maintenance Free	Sealed Maintenance Free	High Performance	Conventional
1049	FX Nitro, RS Venture, RS Vector, RS Viking Profess.	-14	PTX20LBS-FS	PTX20L-BS	-	-
1000	RS1000S, GT, RS, Apex, RX1000R RX (All Models)	06-14	PTX14BS-FS	PTX14-BS	-	-
998	Apex	03-05	PTX20LBS-FS	PTX20L-BS	-	-
973	Vector, Viking	06-09	PTX14BS-FS	PTX14-BS	-	-
700	SXV700ER, SXViper ER, VT700 Venture 700, VX700XTCD, Vmax 700, XTC Deluxe	09-14	PIX50LBS-FS	PIX50L-BS	C50-N18L-A-LMC	C50-N18L-A3

† Please see battery cross reference chart on page 11 for optional upgrades.  
# The PTX20 series batteries may be used as an optional upgrade, but some modification to the hold down may be necessary. See battery label for retrofit cautions.

† Must use factory activated battery.

## SNOWMOBILE BATTERY APPLICATIONS

### YAMAHA (Continued)

cc	Model	Year	Factory Sealed, Maintenance Free	Sealed Maintenance Free	High Performance	Conventional
700	VX700DX Vmax 700 Deluxe	99-00	PIX50LBS-FS	PIX50L-BS	C50-N18L-A-LMC	C50-N18L-A3
	VX700ER Vmax 700 ER	01-02	PIX50LBS-FS	PIX50L-BS	C50-N18L-A-LMC	C50-N18L-A3
600	VT600 Venture 600	97-98	PIX50LBS-FS	PIX50L-BS	C50-N18L-A-LMC	C50-N18L-A3
	VT600 Venture 600 VX600E/DX	99-06	PIX50LBS-FS	PIX50L-BS	C50-N18L-A-LMC	C50-N18L-A3
	Vmax 600 LE/ DX	94-96			CB16AL-A2	
	VX600ER Vmax 600 ER	02-03	PIX50LBS-FS	PIX50L-BS	C50-N18L-A-LMC	C50-N18L-A3
	VX600XTC Vmax 600 XTC	97-98			CB16AL-A2	
	VX600 DX Xmax 600 Deluxe	99-01	PIX50LBS-FS	PIX50L-BS	C50-N18L-A-LMC	C50-N18L-A3
570	EX570E Exciter EX570E	88-90			CB16AL-A2	
	Exciter II LE	91-93			CB16AL-A2	
540	EC540 Excel	79-80	PIX50LBS-FS	PIX50L-BS	C50-N18L-A-LMC	C50-N18L-A3
	VK540E, II, III	89-03			CB16AL-A2	
	XL540 XLV	85-90			CB16AL-A2	
500	Phazer	-14	PTX14BS-FS	PTX14-BS		
	Venture Lite	-14	PTX14BS-FS	PTX14-BS		
	PZ500DX Phazer 500 Deluxe	01			CB16AL-A2	
500	VT500 Venture 500	97-01			CB16AL-A2	
	VT500				CB16AL-A2	
	Venture 500 XL	99-00			CB16AL-A2	

### YAMAHA (Continued)

cc	Model	Year	Factory Sealed, Maintenance Free	Sealed Maintenance Free	High Performance	Conventional
500	VX500E Vmax	94-01			CB16AL-A2	
499	Phazer Venture Lite	09	PTX14BS-FS	PTX14-BS		
	PZ480E Phazer Deluxe	84-89	PTX14AHLBS-FS	PTX14AHL-BS	CB14L-A2	12N14-3A
	PZ480E Phazer II LE, SS	90-98	PTX14AHLBS-FS	PTX14AHL-BS	CB14L-A2	12N14-3A
	VT480 Venture GT	92-93	PTX14AHLBS-FS	PTX14AHL-BS	CB14L-A2	12N14-3A
	VT480 Venture XL	91-97	PTX14AHLBS-FS	PTX14AHL-BS	CB14L-A2	12N14-3A
	VT480TR Venture TR Electric	98	PTX14AHLBS-FS	PTX14AHL-BS	CB14L-A2	12N14-3A
340	CS340 Ovation Deluxe/ LE	89-98	PTX14AHLBS-FS	PTX14AHL-BS	CB14L-A2	12N14-3A
	EC340 Excel III	81-88	PTX14AHLBS-FS	PTX14AHL-BS	CB14L-A2	12N14-3A
	ET340E Enticer	79	PIX50LBS-FS	PIX50L-BS	C50-N18L-A-LMC	C50-N18L-A3
	ET340E Enticer	80	PTX14AHLBS-FS	PTX14AHL-BS	CB14L-A2	12N14-3A
300	CF300 Inviter	86-90			CB16AL-A2	
125	SV125E Sno-Sport	90-91	PTX14AHLBS-FS	PTX14AHL-BS	CB14L-A2	12N14-3A
80	SV80E Sno-Scoot	88-90			CB7L-B	12N7-3B
	Electric Start Kit 8DS Triple	All	PIX50LBS-FS	PIX50L-BS	C50-N18L-A-LMC	C50-N18L-A3
	Electric Start Kit 8CR Twin Vmax	All	PTX14AHLBS-FS	PTX14AHL-BS	CB14L-A2	
	Electric Start Kit 8DJ PZ500	All	PTX14AHLBS-FS	PTX14AHL-BS	CB14L-A2	
	Electric Start Kit 8BH PZ480 ST, ET410TR	All	PTX14AHLBS-FS	PTX14AHL-BS	CB14L-A2	

\* Please see battery cross reference chart on page 11 for optional upgrades.

## EUROPEAN AND OTHER MOTORCYCLE BATTERY APPLICATIONS

### APRILIA

cc	Model	Year	Battery Type
1200	Dorsoduro, Caponordio	11-13	PTX14-BS
1000	ETV Caponordio	02-03	PTX14-BS
	RST Futura	01-04	PTX12-BS
	RSV 1000 Mile SP	99	PTX12-BS
	RSV 1000 Factory	04-11	PTX12-BS
	RSV4 R, Factory	09-13	PTZ10S
	RSV 1000 Mile R	01-05	PTX12-BS
	RSV 1000 Mile	01-09	PTX12-BS
	RSV 1000 Mile	00	PTX12-BS
	TuonoV4R	11-13	PTZ10S
	Tuono1000R Factory	03-11	PTX12-BS
	SL Falco	01-03	PTX14-BS
850	MANA850, GT	09-13	PTX14-BS
750	Shiver	09-13	PTX14-BS
	Dorsoduro	09-13	PTX14-BS
	Pegaso Strada, Factory, Trail	09-10	PTX12-BS
650	Pegaso	00	CB12AL-A
600	Tuareg, Wind	87-88	CB14L-A2
550	RXV550	-10	PTX7A-BS
	SVX550	-10	PTX7A-BS
500	Scarabeo	04-05	CB14L-A2
	Atlantic	03-05	CB14L-A2
450	RXV450	-10	PTX7A-BS
	SVX450	-10	PTX7A-BS
350	Tuareg, Wind	87-88	CB14L-A2
250	RS250	00-04	CB4L-B
200	Atlantic	04-05	CB12AL-A
150	Scarabeo	00-04	CB12AL-A
	Mojito	04-05	PTX7L-BS
	Leonardo	00-03	CB12AL-A
125	Tuareg, Wind	88	CB9-B
	RS125	-11	CB9-B
	RS4 125	11-13	PTX7L-BS
50	RS50	00-05	CB4L-B
	RS4 50	11-13	PTX5L-BS
	SR50	00-01	CB4L-B
	SR50 Ditech	01-05	PTX5L-BS
	Scarabeo	00-03	CB4L-B
	Mojito	04-05	CB4L-B
	Rally	04-05	CB4L-B

### ATK

cc	Model	Year	Battery Type
	All Electric Start Models	91-95	PTX9-BS
	All Electric Start Models	96-01	PTX7L-BS

### BENELLI

cc	Model	Year	Battery Type
900	900 (6 Cilindri)		C60-N24AL-B

\* Please see battery cross reference chart on page 11 for optional upgrades.

### BENELLI (Continued)

cc	Model	Year	Battery Type
650	650 Tornado U.T.		CB12A-A
250	250 (4 Cilindri)		CB12A-A
	250-2C		6N11A-1B
125	125 Cross		6N11A-1B
	125 Custom Guzzi		12N5.5-4A
	125 Guzzi		12N5.5-4A
	125 Jarno (c/avv.)		CB9-B
	125 Scooter Benelli		CB9L-B
	125-2 CSE		6N11A-1B
	125CS		CB9-B
	125T Sport		6N11A-1B
50	Devil 50 (c/avv.)		CB4L-B
	KBX 50 Race		CB4L-B
	Scooty LX/DLX		CB4L-B

### BIG DOG

cc	Model	Year	Battery Type
1750	Boxer	01-02	PTX20L-BS
	Bulldog	98-02	PTX20L-BS
	Husky, Husky XT	99-02	PTX20L-BS
	Mastiff	01-02	PTX20L-BS
	Pitbull	98-02	PTX20L-BS
	Prosport, Prosport 18	99-02	PTX20L-BS
	Vintage- Classic, Light, Sport	99-01	PTX20L-BS
	Wolf	00-02	PTX20L-BS
1570	Vintage- Classic, Light, Sport	99	PTX20L-BS
1442	Aeroglide, Aerosport	98-99	PTX20L-BS
	Bulldog	98	PTX20L-BS
	Pitbull	98-99	PTX20L-BS
	Prosport, Prosport 18	98	PTX20L-BS
	Vintage- Classic, Light, Sport	98	PTX20L-BS
1340	Aeroglide & Aerosport	97	PTX20L-BS
	Coyote	95-96	PTX20L-BS
	Proglide	95-00	PTX20L-BS
	Vintage- Classic, Light, Sport	95-97	PTX20L-BS

### BIMOTA

cc	Model	Year	Battery Type
1100	SB6, SB7	95-97	PTX7L-BS(x2)
	SB6R	97-99	PTX12-BS
1000	YB8/ YB10	92-95	CB14L-A2
	YB11	96-99	PTX12-BS
996	SB8R, SB8RS	98-00	PTX12-BS
900	DB2	93-95	CB14A-2
	DB2 Final Edition	97	CB14A-2

### BIMOTA (Continued)

cc	Model	Year	Battery Type
900	DB3 Mantra Tesi	97-99	PTX7L-BS(x2)
		91-95	CB14A-2

### BMW

cc	Model	Year	Battery Type
1600K	1600GT, GTL	11-14	51913
1300K	1300GT	09-14	51913
	K1300R, S	09-14	PTX14-BS
1200K	1200R, S	05-14	PTX14-BS
	R1200GS, S, R	05-13	PTX14-BS
	K1200LT	05	51913
	R1200LT, GT	05-09	51913
	K1200LT, GT, RS, S	99-05	51913
	K1200RS	05-09	51913
	K1200RS	97-05	51913
	R1200C	98-05	51913
	R1200RT	05-13	51913
	HP2 Sport/Megamoto	-10	PTX14-BS
	R1200GS Adventure	09-13	PTZ14S
	R1200GS	13	PTZ14S
1150R	1150GS, R	00-05	51913
1100R	1100LT/RS	90-95	51913
	R1100GS	94-00	51913
	R1100R	94-00	51913
	R1100RS, RT	93-00	51913
	R1100S	99-00	51913
1000HP4	(with Alarm)	13-14	PTZ10S
	HP4 (w/o Alarm)	13-14	PTZ7S
	S1000RR	09-14	PTZ10S
	S1000RR DWA	09-11	PTZ12S
	All "K" Models	83-93	53030
	R100/7	76-84	53030
	R100GS, PD, R, RS, RT	87-95	53030
	R100CS	76-84	53030
900	R90/6, R90S	69-76	53030
850	R850R	95-97	51913
800	F800ST, GS, R	08-14	PTX14-BS
	R80, R80RT	84-95	53030
	R80GS, R80ST	80-96	51814
	R80/7, R80RT	78-84	53030
		85-95	53030
750	K75, RT	85-95	51814
	K75C, S	85-95	51814
	R75/5	70-73	51814
	R75/7	76-84	53030
	R75/6	69-76	53030
700	F700GS	13-14	PTX14-BS
	R69 - R69S	55-69	B38-6A
650	F650GS	09-11	PTX14-BS
	F650, G650GS	93-14	CB12AL-A

\* Please see battery cross reference chart on page 5 for optional upgrades.



EUROPEAN AND OTHER MOTORCYCLE BATTERY APPLICATIONS

BMW (Continued)

Table with columns: cc, Model, Year, Battery Type. Rows include R65, R65LS, R60, R60/2 Twin Cylinders, R60/5, R60/6, R60/7, R60/2 Twin Cylinders, R50/5, R60/S Twin Cylinders, G450, R26, R27, Single Cylinder, R26.

BSA

Table with columns: cc, Model, Year, Battery Type. Rows include 250,350,400,441,500(12V), 600, 650, 750 (12V), 250, 350, 650 (6V), 500 Gold Star, Rocket 750, Thunderbolt, Spitfire HK35, Starfire B25.

CAGIVA

Table with columns: cc, Model, Year, Battery Type. Rows include 900 Elefant E900, 750 Elefant, Elefant Bifaro, 500 T4 E Elefant, 350 Elefant 2 Cyl., T4 E Elefant, W12, T4R, 125 Crouser, Freccia C9/ C10R/ C12R, Lawson, Mito, N 90, Roadster, Supercity, 50 City, Lucky, Explorer, K3, W4.

CAN-AM

Table with columns: cc, Model, Year, Battery Type. Rows include 990 Spyder, 250 Spyder, 250 All Models, 175 All Models, 125 All Models (Except Roadster & Supercity).

CCM

Table with columns: cc, Model, Year, Battery Type. Row: 600 All Electric Start Models, 96-01, PTX9-BS.

DAZON

Table with columns: cc, Model, Year, Battery Type. Rows include 150 Raider-Adventure, Raider-Classic, Raider-Max, 125 Scorpion, 50 Diamondback, Stinger.

DERBI

Table with columns: cc, Model, Year, Battery Type. Row: All Models, CB4L-B.

DUCATI

Table with columns: cc, Model, Year, Battery Type. Rows include 1200 12, S, Multistrada, 1199 1199, Panigale (S), 1198 Diavel, MY08, 1100 Monster 1100, 1100S, Multistrada, Hypermotard, Street Fighter, S, 1098 1098, All Other Models, 1000 Desmosedici RR, Biposto, GT, ST3.

DUCATI (Continued)

Table with columns: cc, Model, Year, Battery Type. Rows include 1000 GT1000, Touring, Sport 1100S, 998 998, 999, 996 Monoposto, Biposto, S, 996, S, SPS, 944 ST2, Suport Touring 2 (ST2), 916 Biposto, Senna, Strada, I.E., SP, SP S, Monster S4, ST4, ST4, 907 I.E. Paso, 906 Paso, 900 Monster, Monster, SS Kick-Starter, SS Replica, SS Supersport, Replica, SS, Supersport FE, 888 SP, SP II, SP IV, SP V, 860 GT, GTS, Kick-Start, 851 Superbike, S Superbike, 848 848, Corse SE, Street Fighter, 800 800SS, 796 Hypermotard, Monster 796, 750 F1, Montjuich, Paso, GT, Laguna Seca, Indiana, Monster, Sport, SS Supersport Kick-Str., SS, SS, 748 Monoposto, Biposto, S, Strada Biposto, SP, SPS, 696 Monster, 695 Multistrada, 650 Alazurra, Indiana, Pantah, 600 Monster, Pantah, TL, 500 GTL, GTV, Pantah, Sport.

GAS GAS

Table with columns: cc, Model, Year, Battery Type. Rows include 450 FSR450, 370 Pampera, 320 Pampera, 250 Pampera.

GILERA

Table with columns: cc, Model, Year, Battery Type. Rows include 600 Nordwest, RC 600C, Top Rally, XRT, 500 Dakota Kick-Start, Dakota E-Starter, 350 Dakota Kick-Start, Dakota E-Starter, ER Kick-Start, ER E-Starter, XRT, 250 Arizona Rally, RV NGR Kick-Start, RV NGR E-Starter, 200 Arizona, Arizona, Fast Bike, Fast Bike, RTX, RV, RX Kick-Start, RTX, RV, RX E-Starter, T4, Motocarro, 125 Apache Kick-Start, Apache E-Starter.

GILERA (Continued)

Table with columns: cc, Model, Year, Battery Type. Rows include 125 Arizona Kick-Start, Arizona E-Starter, Crona Kick-Start, Crona E-Starter, CX Kick-Start, CX E-Starter, Fast Bike Kick-Start, Fast Bike E-Starter, Freestyle Kick-Start, Freestyle E-Starter, GFR Kick-Start, GFR E-Starter, KK, KZ Kick-Start, KK, KZ E-Starter, MX1, MXR Kick-Start, MX1, MXR E-Starter, Nebraska Kick-Start, Nebraska E-Starter, R1, R1S Kick-Start, R1, R1S E-Starter, RC Rally, RTX, RV, RX Kick-Start, RTX, RV, RX E-Starter, SPO1, SPO2 Kick-Start, SPO1, SPO2 E-Starter, Top Rally Kick-Start, Top Rally E-Starter, Typhoon, XR1, XR2 Kick-Start, XR1, XR2 E-Starter, 50 Bullit, Easy Moving, Runner, Eaglet, GSA E-Starter, Runner, Sioux E-Starter, Stalker, Storm, Top Rally, Typhoon.

HUSABERG

Table with columns: cc, Model, Year, Battery Type. Rows include All Electric Start Models, All FE, FX, FS, All Electric Start Models, All Electric Start Models.

HUSQVARNA

Table with columns: cc, Model, Year, Battery Type. Rows include 900 NUDA900, 580 TE610E, SM610S, 450 TE450/TC450, 400 TE410E.

HYOSUNG MOTORS

Table with columns: cc, Model, Year, Battery Type. Rows include 700 ST7, 650 GT650,R,S, GV650,SE, 250 GT250,R, GV250, 125 XRX125.

KASEA

Table with columns: cc, Model, Year, Battery Type. Row: 125 RX125, All, PTX7A-BS.

KTM

Table with columns: cc, Model, Year, Battery Type. Rows include 1190 Adventure, RC8, 1090 RC8, 990 Adventure, Super Duke, Supermoto, SMR, 950 Superenduro, 690 Duke, Duke, Enduro R, Supermoto, SMR, XC-W, EXC Racing, SX-F, XC-F, XC-W, 640 Adventurer, Duke, RXC LC4, Super Moto, DUKE II, LC4, Adventure.

\* Please see battery cross reference chart on page 11 for optional upgrades.

† Must use factory activated battery.



## EUROPEAN AND OTHER MOTORCYCLE BATTERY APPLICATIONS

### KTM (Continued)

cc	Model	Year	Battery Type
625	SMC, SXC	03-09	PTZ10S
620	Adventure, Duke, LC4	96-98	PTX9-BS-
530	EXC Racing	03-05	PTZ5S
	EXC Racing (Late05)	05-11	PTX5L-BS-
	XC-W	09-11	PTX5L-BS-
525	525 EXC Racing	05	PTZ5S
520	E/XC, M/XC		
	Racing 4-Stroke	00-02	PTX4L-BS-
	E/XC, M/XC Racing		
	4-Stroke (Opt)	00-02	PTX5L-BS-
450	EXC Racing	03-05	PTZ5S
	EXC Racing (Late05)	05-13	PTX5L-BS-
	SX-F	11-14	PTX4L-BS-
	SX-F, XC-F, XC-W	09-11	PTX5L-BS-
	450SMR	13	PTX4L-BS-
400	EXC Racing	05-09	PTX5L-BS-
	EXC Racing	03-05	PTZ5S
	XC-W	09-10	PTX5L-BS-
	EXC Racing 4-Stroke	00-02	PTX4L-BS-
	EXC Racing 4-Stroke (Opt)	00-02	PTX5L-BS-
	LC4 E/XC	96-98	PTX9-BS-
	RXC LC4	96-01	PTX9-BS-
350	SX-F	11-14	PTX4L-BS-
	EXC-F	13	PTX4L-BS-
	EXC-F	14	PTZ5S
	Freeride	13	PTX5L-BS-
300	XC, XC-W, EXC-F	11-14	PTX4L-BS-
250	SX-F, EXC, EXC-F	13-14	PTX4L-BS-
	XC, XC-W	11	PTX4L-BS-
	XCF	11	PTX5L-BS-
	EXC Racing	05-10	PTX5L-BS-
	EXC Racing	03-05	PTZ5S
	EXF	05-10	PTX5L-BS-
200	Duke	13	PTX9-BS-
125	Duke	13	PTX7L-BS-

### KYMCO

cc	Model	Year	Battery Type
250	Venox250	09-10	PTX9-BS-

### MBK

cc	Model	Year	Battery Type
250	Skyliner	01	CB7L-B
	Skyliner	99-00	PTZ7S
150	Vertex	99-00	PTX7A-BS-
125	Doodo	01	CB7L-B
	Flame, Flame R	01	CB7-C-A
	Flame, Flame R	95-97	PTX7A-BS-
	Skyliner, Thunder	01	12N7-3B-
100	Booster	01	CB4L-B-
	Booster	99-00	PTX5L-BS-
	Nitro, Ovetto	01	CB4L-B-
	Nitro, Ovetto	99-00	PTX5L-BS-
80	Evolis	95-98	CB4L-B-
50	Booster	93-97	CB4L-B-
	Evolis	98	CB4L-B-
	Flipper, Nitro, Ovetto, Stunt	01	CB4L-B-

### MOTO GUZZI

cc	Model	Year	Battery Type
1380	California	13	PTX20L-BS-
1200	Stelvio	09-13	PTX20CH-BS
	Norge	09-13	PTX20CH-BS
	Sport, ABS	09-13	PTX20CH-BS
	Breva 1200	05-11	PTX20CH-BS
	Stelvio	09-14	PTX20CH-BS
1100	Breva, Griso	05-13	PTX20CH-BS
	1100 California (CA)	03-05	PTX15L-BS-
	1100 California, Special,		
	Jackal, Stone, EV	94-05	53030-
	Quota 1100 ES	99-02	PTX15LBS-FS†
	Sport 1100i	97-99	PTX15LBS-FS†
	V11 Bassa	99-00	53030-
	V11 EV	98-99	53030-
	VII Le Mans, Sport	99-05	PTX15LBS-FS†
1064	California Classic, Vintage	-12	PTX20L-BS-
1000	California III	89-93	C60-N24AL-B-
	Convert		C60-N24AL-B-
	Daytona		C60-N24AL-B-
	Le Mans		C60-N24AL-B-
	Mille		C60-N24AL-B-
	1000NT		C60-N24AL-B-
	Quota		C60-N24AL-B-
	V10 Centauro Sport, GT	99-	PTX15LBS-FS†

### MOTO GUZZI (Continued)

cc	Model	Year	Battery Type
936	Bellagio	-10	PTX20L-BS-
850	Le Man		C60-N24AL-B-
	T3, T4, T5		C60-N24AL-B-
750	Breva 750	04-10	PTX14AHL-BS-
	Nevada 750		CB18L-A-
	Nevada 750 Classic	10	PTX14AHL-BS-
	NTX		CB18L-A-
	Strada		CB18L-A-
	V7	12-13	PTX14-BS-
	V7 Classic	09-11	PTX14AHL-BS-
	V75		CB18L-A-
650	NTX		CB18L-A-
	V65		C60-N24AL-B-
	V65 Florida		CB18L-A-
500	Falcone		B38-6A
	Falcone u.t.		CB18L-A-
	V50		C60-N24AL-B-

### MuZ

cc	Model	Year	Battery Type
660	Baghira, Mastiff	98	CB9L-A2
	Skorpion	95-01	CB9L-A2
125	All Models	All	CB9L-A2

### MV AGUSTA

cc	Model	Year	Battery Type
1000	F4	05-13	PTZ10S
	Brutale 1078RR, 1090	09-13	PTZ10S
910	Brutale	06-09	PTZ10S
800	Brutale	-13	PTZ10S
750	F4, Brutale	00-08	PTX12A-BS-
675	F3, Brutale	-13	PTZ10S

### NORTON

cc	Model	Year	Battery Type
1200	9/12	-10	PTX20CH-BS
	Sport	-10	PTX20CH-BS
	Scrambler	-10	PTX20CH-BS
	Granpasso	-10	PTX20CH-BS
	Corsaro, Veloce, Avio	-10	PTX20CH-BS
850	850 Commando,		CB14L-A2-
	Commando (75)		CB9-B
750	750 Ranger Commando		6N11A-1B
350	350 Navigator		

### OZBIKE

cc	Model	Year	Battery Type
	All Models	All	PTX5L-BS-

### PANDORA MOTOR SPORTS

cc	Model	Year	Battery Type
70	Trail Rider	99-02	PTX4L-BS-
50	Com-ute	96-02	6N4-2A
	Cub	96-99	PTX4L-BS-
	Fun Rider	96-02	6N2-2A
	Retro	01-02	CB7-A
36	Com-ute	98-01	6N4-2A

### PEUGEOT

cc	Model	Year	Battery Type
150	Elyseo	98	CB12AL-A
125	Elyseo	98	CB12AL-A
	SV, SV Geo	93-97	CB5L-B
100	Speedfighter, Trakker	98	PTX5L-BS-
	SV, SV Geo	97	CB5L-B
80	SV, SV Geo	93-96	CB5L-B
50	Buxy, RS	96-97	CB4L-B-
	Elyseo	98	CB4L-B-

### PIAGGIO-VESPA

cc	Model	Year	Battery Type
	APE CAR, MP, MPR, P602		C60-N24AL-B-
	Ape 50 FL	93	CB9-B
	Boxer, Bravo, Ciao		B39-6
	Cosa 2		CB7-A
	Cosa CLX 125 (c/cvv.)		CB7-A
	Cosa CLX 150 (c/avv.)		CB7-A
	Cosa CLX 200 (c/avv.)		CB7-A
	Free		CB4L-B-
	Hexagon 125/150		CB9-B
	NRG 50		CB4L-B-
	P125ETES, P125TS		CB7-A
	P200E (c/avv.)		CB9-B

### PIAGGIO-VESPA (Continued)

cc	Model	Year	Battery Type
	PK50, PK50-C.A., PK50N,		CB7-A
	PK50XL		CB7-A
	PK80S-C.A.		CB7-A
	PK125FL, PK125SS, PK125XL		CB9-B
	PX125		12N5.5-3B
	PX125+80E		12N5.5-3B
	PX125+80E-AREC		CB9-B
	PX125+80E-ARC		CB9-B
	PX125T5		CB9-B
	PX150E		CB9-B
	PX150E-ARC		CB9-B
	PX200-ARC		CB9-B
	PX200E-ARC		12N5.5-3B
	PX200GS		CB9-B
	Quartz, Sactto, Sfera 50,		CB4L-B-
	Sfera 80, Skipper 125/150		6N11A-1B(x2)
	Vespa 50 Elestart		B39-6
	Vespa 125 Sprint		B39-6
	Vespa 150 GL		B39-6
	Vespa 150 FL/ FL2 (c/av.)		CB7-A
	Zip - Zip (Fast Rider)		CB4L-B-

### PUCH

cc	Model	Year	Battery Type
	Cobra 80		B39-6
	Cobra GTL, Daytona NS50,		
	Monza		B39-6
	Lido SL50, Lido Vario		CB4L-B-
	Monza GP, Monza GX, Monza X		B39-6

### ROYAL ENFIELD

cc	Model	Year	Battery Type
500	All Kick-Start Models	95-99	CB7-A
	All Kick-Start Models	00-03	CB5L-B
	All Electric Start Models	00-03	CB14L-A2-
350	All Kick-Start Models	95-99	CB7-A
	All Kick-Start Models	00-03	CB5L-B
	All Electric Start Models	00-03	CB14L-A2-

### SYM

cc	Model	Year	Battery Type
50	Red Devil	01	PTX4L-BS-

### TGB / VINKING

cc	Model	Year	Battery Type
150	All Models	00	CB4L-B-
125	All Models	00	CB4L-B-
90	All Models	00	CB4L-B-
50	All Models	00	CB4L-B-

### TRIUMPH

cc	Model	Year	Battery Type
2300	Rocket III	03-13	PTX20L-BS-
1600	Thunderbird	10-13	PTX20L-BS-
1200	Trophy	00-04	PTX14-BS-
	All Other Models	93-99	CB14L-A2-
1050	Speed Triple	05-13	PTX12BS-FS†
	Sprint ST	05-10	PTX12BS-FS†
	Tiger	07-13	PT12B-4
	Tiger	92-93	CB14L-A2-
1000	Daytona		
955	Daytona 955i, Speed Triple,		
	Sprint ST	99-04	PTX14-BS-
	Sprint RS	00-04	PTX14-BS-
	Tiger	02-06	PTX14-BS-
	All Other Models	96-97	CB14L-A2-
900	Bonneville	06-07	PTX12-BS-
	Scrambler	06-07	PTX12-BS-
	T90		6N11A-1B
	Tiger	99-01	PTX14-BS-
	Thrupton	03-11	PTX12-BS-
	Thunderbird	02-03	CB14L-A2-
	All Other Models	91-01	CB14L-A2-
865	America	01-13	PTX12-BS-
	Bonneville T100, SE	11-13	PTX12-BS-
	Bonneville T100, SE	08-10	PT12B-4
	Bonneville T100, SE	05-07	PTX12-BS-
	Scrambler	11-13	PTX12-BS-
	Scrambler	08-10	PT12B-4
	Scrambler	05-07	PTX12-BS-
	Speedmaster	03-13	PTX12-BS-
	Thrupton	09-13	PT12B-4
800	Tiger 800	11-13	PTX16-BS-
	Bonneville	01-05	PTX12-BS-
	Speedmaster	03-05	PTX12-BS-

† Must use factory activated battery.

\* Please see battery cross reference chart on page 11 for optional upgrades.

EUROPEAN AND OTHER MOTORCYCLE BATTERY APPLICATIONS

TRIUMPH (Continued)

cc	Model	Year	Battery Type
750	Bonneville, Tiger		CB9-B
	T150 Trident		CB7L-B
	All Other Models	93-97	CB14L-A2-
675	Daytona 675, R	06-07	PT7B-4
	Daytona 675, R	08-12	PTX9-BS-
	Daytona 675, R	13-14	PTX9BS-FS†
	Street Triple, R	09-13	PTX9-BS-
650	T120 Bonneville		CB7L-B

TRIUMPH (Continued)

cc	Model	Year	Battery Type
600	600 (12V)		B39-6(x2)
	6T, T20B		6N11A-1B
	Daytona 600	03-05	PTX9-BS-
	TT600	00-03	PTX12-BS-
500	500 (12V)		B39-6(x2)
	5TA, TR5A/R		6N11A-1B
350	350 (6V)		6N11A-1B
	350 (12V)		B39-6(x2)

TRIUMPH (Continued)

cc	Model	Year	Battery Type
350	350 3TA, Twenty One		B38-6A
250	Tigress (6V)		6N11A-1B
	Tigress (12V)		6N11A-1B(x2)
200	Tiger		6N11A-1B
183	Tigress		6N11A-1B
173	Tigress		6N11A-1B
150	Trident		CB7L-B
120	Bonneville		CB7L-B

\* Please see battery cross reference chart on page 11 for optional upgrades.

† Must use factory activated battery.

SCOOTER BATTERY APPLICATIONS

APRILLA

cc	Model	Year	Factory Sealed,	Sealed	High	Performance	Conventional
			Maintenance Free	Maintenance Free			
850	SRV850	12-13	PTX14BS-FS-	PTX14-BS	-	-	-
500	Scarabeo	09-13	PTX12BS-FS	PTX12-BS	-	-	-
250	Sport City	09-13	PTX12BS-FS	PTX12-BS	-	-	-
200	Scarabeo	09-13	-	-	CB12AL-A	-	-
150	Mojito	09-10	PTX7LBS-FS	PTX7L-BS	-	-	-
125	Sport City	08-13	-	-	CB9-B	-	-
100	Scarabeo ST	09-13	-	-	CB9-B	-	-
50	Sport City SR50	08-13	-	-	CB9-B	-	-
		09-13	-	-	CB9-B	-	-

BMW

cc	Model	Year	Factory Sealed,	Sealed	High	Performance	Conventional
			Maintenance Free	Maintenance Free			
650	C650 GT	11-14	PTX14BS-FS-	PTX14-BS	-	-	-
600	C600	13-14	PTX14BS-FS-	PTX14-BS	-	-	-
	C600	11-12	PTZ14S	-	-	-	-

DDR

cc	Model	Year	Factory Sealed,	Sealed	High	Performance	Conventional
			Maintenance Free	Maintenance Free			
	All Models		PTX4LBS-FS	PTX4L-BS	-	-	-

E-TON

cc	Model	Year	Factory Sealed,	Sealed	High	Performance	Conventional
			Maintenance Free	Maintenance Free			
150	Beamer R4-150	-11	PTX9BS-FS	PTX9-BS	-	-	-
	Matrix R4-150	-11	PTX9BS-FS	PTX9-BS	-	-	-
	Sport 150	-11	PTX7ABS-FS	PTX7A-BS	-	-	-
50	Beamer 50, III	00-11	PTX5LBS-FS	PTX5L-BS	-	-	-
	Matrix 50	-11	PTX5LBS-FS	PTX5L-BS	-	-	-
	Sport 50	-11	PTX7ABS-FS	PTX7A-BS	-	-	-

HONDA

cc	Model	Year	Factory Sealed,	Sealed	High	Performance	Conventional
			Maintenance Free	Maintenance Free			
600	FSC600 Silver Wing	02-15	PTZ12S	-	-	-	-
300	NSS300 Forza	14-15	PTZ12S	-	-	-	-
250	SM250	09-13	PTZ12S	-	-	-	-
	CH250 Elite	85-90	PTX12BS-FS	PTX12-BS	-	-	-
	CN250 Helix	93-09	PTX12BS-FS	PTX12-BS	-	-	-
	CN250 Helix	86-87	PTX12BS-FS	PTX12-BS	-	-	-
	NSS250 Reflex	01-09	PTZ12S	-	-	-	-
	PS250 Big Ruckus	05-08	PTZ12S	-	-	-	-
	PCX	11-13	PTZ7S	-	-	-	-
150	NHX110 Elite	10-11	PTX7LBS-FS	PTX7L-BS	-	-	-
	PCX150	13	PTZ7S	-	-	-	-
	PCX150	15	PTZ8V	-	-	-	-
	CH150 Elite	87	PTX9BS-FS	PTX9-BS	-	-	-
	CH150 Elite Deluxe	85-86	-	-	CB9-B	-	-
	FES150	-	-	-	PTX9-BS	-	-
	SH150	10-12	PTX7LBS-FS	PTX7L-BS	-	-	-
	SH150	13	PTZ7S	-	-	-	-
125	CH125 Elite	84	-	-	CB9-B	-	-
	FES125	-	-	-	PTX9-BS	-	-
	NH125 Aero	84	-	-	CB5L-B	-	-
	Pantheon 125	-	-	-	PTX9-BS	-	-
	PCX125	11	PTZ7S	-	-	-	-
	SH125	10-12	PTX7LBS-FS	PTX7L-BS	-	-	-
	SH125	13	PTZ7S	-	-	-	-
110	NHX110 Elite	10-13	PTX7LBS-FS	PTX7L-BS	-	-	-
80	CH80 Elite	93-09	PTX5LBS-FS	PTX5L-BS	-	-	-
	NH80 Aero	85	PTX5LBS-FS	PTX5L-BS	-	-	-
	NH80MD Aero	83-84	-	-	CB5L-B	-	-

HONDA (Continued)

cc	Model	Year	Factory Sealed,	Sealed	High	Performance	Conventional
			Maintenance Free	Maintenance Free			
50	CHF50 Metropolitan, II, SP	02-13	PTZ7S	-	-	-	-
	NB50 Aero	85-87	PTX4LBS-FS	PTX4L-BS	-	-	-
	NB50M Aero	83-84	-	-	CB4L-B	-	-
	NCH50 Metropolitan	13-15	PTX4LBS-FS	PTX4L-BS	-	-	-
	NN50MD Gyro	84	-	-	CB4L-B	-	-
	NPS50, S, Ruckus	03-15	PTZ7S	-	-	-	-
	NQ50 Spree,						
	50D SS	86-87	PTX4LBS-FS	PTX4L-BS	-	-	-
	NQ50 Spree	84-85	-	-	CB4L-B	-	-
	P50 Little Honda	67-68	-	-	-	-	6N4-2A-4
	PA50I Moped,						
	PA50II	78-83	-	-	-	-	6N4B-2A-5
	SA50 Elite LX,						
	S, SR	88-01	PTX4LBS-FS	PTX4L-BS	-	-	-
	SB50 (All)	88-90	PTX4LBS-FS	PTX4L-BS	-	-	-
	SE50 Elite (All)	87	PTX4LBS-FS	PTX4L-BS	-	-	-
	TG50 Gyro S (All)	85-86	PTX4LBS-FS	PTX4L-BS	-	-	-

HYOSUNG MOTORS

cc	Model	Year	Factory Sealed,	Sealed	High	Performance	Conventional
			Maintenance Free	Maintenance Free			
250	NS3-250	09-13	PTX9BS-FS	PTX9-BS	-	-	-
100	EZ100	All	PTX5LBS-FS	PTX5L-BS	-	-	-
50	SB50 Super Cab,						
	SD50 Sense,						
	SF50 Prima	All	PTX4LBS-FS	PTX4L-BS	-	-	-

KASEA

cc	Model	Year	Factory Sealed,	Sealed	High	Performance	Conventional
			Maintenance Free	Maintenance Free			
50	Sense, Prima	All	PTX5LBS-FS	PTX5L-BS	-	-	-

KYMC

cc	Model	Year	Factory Sealed,	Sealed	High	Performance	Conventional
			Maintenance Free	Maintenance Free			
500	Xciting 500i	09-14	PTX14BS-FS-	PTX14-BS	-	-	-
400	Xciting 400i	09	PTX12BS-FS	PTX12-BS	-	-	-
300	Downtown 300	-13	PTX12ABS-FS	PTX12A-BS	-	-	-
	People GT	-14	PTX12ABS-FS	PTX12A-BS	-	-	-
250	People 250	09-11	PTX12BS-FS	PTX12-BS	-	-	-
	Xciting 250i	10-11	PTX12BS-FS	PTX12-BS	-	-	-
200	People S 200	-11	PTX7ABS-FS	PTX7A-BS	-	-	-
	People GT	-13	PTX12ABS-FS	PTX12A-BS	-	-	-
150	People S 150	09-13	PTX7ABS-FS	PTX7A-BS	-	-	-
	Super 8 150	09-14	PTX7ABS-FS	PTX7A-BS	-	-	-
125	Agility 125	-14	PTX5LBS-FS	PTX5L-BS	-	-	-
	People S 125	09-10	PTX7ABS-FS	PTX7A-BS	-	-	-
50	Super 8	09-14	PTX7ABS-FS	PTX7A-BS	-	-	-
	Super 9	09-10	PTX5LBS-FS	PTX5L-BS	-	-	-
	People	09-13	PTX5LBS-FS	PTX5L-BS	-	-	-
	People S 50	09-10	PTX7ABS-FS	PTX7A-BS	-	-	-
	Agility 50	09-14	PTX7ABS-FS	PTX7A-BS	-	-	-

MANCO

cc	Model	Year	Factory Sealed,	Sealed	High	Performance	Conventional
			Maintenance Free	Maintenance Free			
50	5049E	02-06	PTX5LBS-FS	PTX5L-BS	-	-	-
	5051L	06	PTX5LBS-FS	PTX5L-BS	-	-	-

\* Please see battery cross reference chart on page 11 for optional upgrades.

## SCOOTER BATTERY APPLICATIONS

### PIAGGIO

cc	Model	Year	Factory Sealed, Maintenance Free	Sealed Maintenance Free	High Performance	Conventional
500	MP3 500	08-13	PTX14BS-FS	PTX14-BS	-	-
	BV500	08-13	PTX14BS-FS	PTX14-BS	-	-
	Fuoco 500ie	10-11	-	PTX16-BS	-	-
	Nexus 500ie	10	PTX14AHLBS-FS	PTX14AHL-BS	CB14L-A2	-
460	X9	09	PTX14BS-FS	PTX14-BS	-	-
400	MP3 400	08-13	PTX14BS-FS	PTX14-BS	-	-
300	GTS300	10-11	PTX14BS-FS	PTX14-BS	-	-
	Nexus 300ie	10-11	PTX14BS-FS	PTX14-BS	-	-
250	GTS250	10-11	PTX14BS-FS	PTX14-BS	-	-
	GTV250	10-11	PTX14BS-FS	PTX14-BS	-	-
	MP3 250	08-13	PTX14BS-FS	PTX14-BS	-	-
	BV250	08-11	PTX14BS-FS	PTX14-BS	-	-
200	Runner 200	10-11	PTX12BS-FS	PTX12-BS	-	-
150	FLY 150	09-13	-	-	CB9-B	-
	LX150	10-11	-	-	CB9-B	-
125	Runner 125	10-11	PTX14BS-FS	PTX14-BS	-	-
50	FLY50	09-13	-	-	CB9-B	-
	LX50	10-11	-	-	CB9-B	-
	SP50	10	-	-	CB4L-B	-
	Typhoon	09	-	-	CB9-B	-

### PIAGGIO-GILERA

cc	Model	Year	Factory Sealed, Maintenance Free	Sealed Maintenance Free	High Performance	Conventional
500	Fuoco 500ie	10-13	-	PTX16-BS	-	-
50	SP50	10-13	-	-	CB4L-B	-

### PIAGGIO-VESPA

cc	Model	Year	Factory Sealed, Maintenance Free	Sealed Maintenance Free	High Performance	Conventional
300	GTS300, GTV300	10-13	PTX14BS-FS	PTX14-BS	-	-
150	LX150 4T	-13	PTX12BS-FS	PTX12-BS	-	-
50	LX50	10-13	-	-	CB9-B	-

### SUZUKI

cc	Model	Year	Factory Sealed, Maintenance Free	Sealed Maintenance Free	High Performance	Conventional
650	AN650 Burgman	03-14	PTX14BS-FS†	-	-	-
400	AN400 Burgman	03-14	PTX12ABS-FS†	-	-	-
50	F50, F50R	71	-	-	6N4-2A	-
	FA50 Shuttle	80-91	-	-	6N2-2A-4	-
	FS50	80-81	-	-	6N4-2A	-
	FZ50	79-83	-	-	6N4-2A	-

### SYM

cc	Model	Year	Factory Sealed, Maintenance Free	Sealed Maintenance Free	High Performance	Conventional
250	RV250	10-11	PTX12BS-FS	PTX12-BS	-	-
200	HD200	10-13	PTX9BS-FS	PTX9-BS	-	-
125	HD125	10-11	PTX9BS-FS	PTX9-BS	-	-
	Fiddlell125	10-11	PTX7ABS-FS	PTX7A-BS	-	-
50	DD	09	PTX4LBS-FS	PTX4L-BS	-	-
	Fiddlell50	10-11	PTX7ABS-FS	PTX7A-BS	-	-
	JetEuro 50	10-11	PTZ7S	-	-	-
	MIO50	10-13	PTX7ABS-FS	PTX7A-BS	-	-
	MIO50	09	PTX5LBS-FS	PTX5L-BS	-	-
	RS50	10	PTX4LBS-FS	PTX4L-BS	-	-
	SYMply50	10-11	PTX7ABS-FS	PTX7A-BS	-	-

### YAMAHA

cc	Model	Year	Factory Sealed, Maintenance Free	Sealed Maintenance Free	High Performance	Conventional
530	T-Max	12-13	PTZ12S	-	-	-
500	XP500T-Max	09-13	PTZ10S	-	-	-
400	YP400 Majesty	04-14	PT9B-4	-	-	-
	Maxam	-13	PTZ10S	-	-	-
250	Morphous	06-07	PTZ10S	-	-	-
200	XC200 Riva	87-91	-	-	CB10L-B2	-
180	XC180 Riva	83-85	-	-	CB10L-B	-
125	YJ125T Vino 125	04-09	PTX7ABS-FS	PTX7A-BS	-	-
	XC125 Riva	85-01	-	-	CB7C-A	-
	Zuma 125	09-15	PT7B-4	-	-	-
80	CV80 Riva	83-87	-	-	6N11-2D	-
50	JOG, ZR	-13	PTX5LBS-FS	PTX5L-BS	-	-
	CA50 Riva	83-86	-	-	6CB8L-B	-
	CE50 Riva Jog	86-87	-	-	CB4L-B	-
	CG50 Riva	88-91	-	-	CB4L-B	-
	CV50 Riva	84	-	-	6CB8L-B	-
	CW50 Zuma	89-90	-	-	CB4L-B	-
	CW50 Zuma II	97-01	-	-	CB4L-B	-
	CV50 Riva Jog	92-01	PTX4LBS-FS	PTX4L-BS	-	-
	SH50 Riva Razz	87-01	-	-	CB4L-B	-
	XC50 Vino Classic	06-15	PTX5LBS-FS	PTX5L-BS	-	-
	XF50W (C3)	07-13	PTX5LBS-FS	PTX5L-BS	-	-
	Vino/Vino Classic	01-09	-	-	PTX4B-BS	-
	YW50A,F,FX Zuma	02-14	PTX5LBS-FS	PTX5L-BS	-	-
	VOX	-13	PTX5LBS-FS	PTX5L-BS	-	-

† Must use factory activated battery.  
• Please see battery cross reference chart on page 11 for optional upgrades.

## RIDING MOWER BATTERY APPLICATIONS

### ALLIS-CHALMERS

Model	Battery Type
405, 508	12N9-4B-1
608LTD, 611LTD, 611 Special, 611H, 613, 616 Special, 616H, 830 Sprint, T811, T816, 1036 Spirit	U1(9)

### ARIENS / GARAVELY

Model	Battery Type
1330, 1332, 8028, 8530	CB14A-A2
901000 & 912000 Series	12N12A-4A-1
925000 & 927000 Series	12N12A-4A-1
929001, 929002, GT17, 931001, 931006, GT20, 931010, 931018, HT16, YT10, YT11	U1(9)

### ATLAS TOOL & MFG. CO.

Model	Battery Type
ER2600, ER650, ER2680, ER3280	12N9-3A-1

### BOLENS

Model	Battery Type
Husky 728, Husky 770, Husky 829	CB9-B

### BUTTON COMPANY

Model	Battery Type
32-10BBS, 36-10BBS	U1(9)

### BUTTON COMPANY (Continued)

Model	Battery Type
36H-10BBS	U1(9)
52-10BBS, 52H-10BBS	U1(9)
Lawn Lark 36	U1R(9)

### CARTER BROTHERS

Model	Battery Type
EZ-502, EZ-502C, EZ-702, EZ-702C	CB12A-A

### CASE INTERNATIONAL

Model	Battery Type
107, 108, 108XC, 110, 110XC, 116XC, 117, 118, 210, 220, 222, 226, 442, 448, 644, 646, 648, 80XC	U1(9)
M80	CB12A-A

### DEERE & CO.

Model	Battery Type
100, 108, 111, 112L, 116, 116H	U1(9)
200, R72, R92, S82, S92	U1(9)

### DIXIE CHOPPER

Model	Battery Type
5018, 5020, 5024, 6024	U1(9)

### E.T. RUGG CO.

Model	Battery Type
5049-E2, 5049-E4, 5069-E, 5088-E	U1(9)

### ECONOMY TRACTOR

Model	Battery Type
PK1212	U1R(9)

### FLOW-MOW MOWER CO.

Model	Battery Type
JETX 2668	U1(9)

### FORD MOTOR CO.

Model	Battery Type
LGT100, LGT120, LGT125, LGT145, LGT165, LT75, RMT66	U1(9)

### GARDEN WAY / TROY BUILT

Model	Battery Type
Pony (before 1996)	CB12A-A
Pony (After 1996)	CB9-B
Troy-Built Rototiller	U1(9)

### GENERAL APPLIANCE MFG. CO.

Model	Battery Type
All Electric Starters	U1(9)

### GENERAL POWER

Model	Battery Type
3-725-E7, 3-725-E8, 3-725-E9	12N12A-4A-1
WES725, WES725-FS	12N12A-4A-1

### GILSON

Model	Battery Type
GT14, GT14E, GT14HE	U1(9)
YT11E, YT11HE, YT12.5, YT12E	U1(9)

### GRAVLEY CORPORATION

Model	Battery Type
1132, 1138, IHDE-126, IHDE-130, IHSE-126	U1(9)
408	U1R(9)

### HEILMAN ENTERPRISES

Model	Battery Type
11-76, 11-77, 11-78, 8-76, 8-77	U1(9)
220, 440, 445, 550, 555	U1R(9)

### HUFFMAN MFG. CO. (HUFFY)

Model	Battery Type
H-270, H-360	CB12A-A

### HULL INDUSTRIES

Model	Battery Type
TC30ER	CB16-B

### JACOBSEN/HOMELITE/HUSTLER

Model	Battery Type
42642, 43020, 43032, 43037	CB9-B

• Please see battery cross reference chart on page 11 for optional upgrades.

**RIDING MOWER BATTERY APPLICATIONS**

**JACOBSEN/HOMELITE/  
HUSTLER (Continued)**

Model	Battery Type
43043, Javelin MK11, RE-8E	CB9-B
53107, 53146, 53148, 53200, 53215, 53275, 53300, 53330	U1(9)
GT12G, GT12H	U1(9)
730-OLE, T-8	U1R(9)

**JC PENNEY**

Model	Battery Type
931-2703, 931-2737, 931-5730	U1(9)

**J. I. CASE**

Model	Battery Type
M-80	12N12A-4A-1

**KEES**

Model	Battery Type
48/60	U1(9)

**KUBOTA**

Model	Battery Type
B4200, B5100, B5200, B6100, B620, B7100	U1(9)
G3200, G4200, G5200, G6200, PX2100	U1(9)

**LAWN BOY**

Model	Battery Type
333, 335, 5802, 5803, 7258E	12N9-3A-1
7259E, 7260E, 8227E, 8228E	12N9-3A-1
8229E, 8229EA, 8233E	12N9-3A-1
9303E, 9325ES, 9328E, 9328ES, 9365ES, 9368E, 9368ES	U1(9)
9369ES (After 1975)	U1(9)
9329ES (After 1975)	U1(9)
9369ES & 9329ES (Thru 1975)	U1R(9)

**MINNEAPOLIS-MOLINE**

Model	Battery Type
All Models	U1(9)

**MONTGOMERY WARD**

Model	Battery Type
99 & Under Series	CB9-B
1300-1400 Series	U1(9)

**MORIDGE MFG., CO.**

Model	Battery Type
1210, 1622, 1822	U1(9)

**MTD PRODUCTS**

Model	Battery Type
300, 400, 500, 600 Series	CB14L-A2
385, 410, 412, 465, 485, 489, 497	CB14L-A2
387, 397, 455, 485, 495, 497, 525, 667, 760	U1(9)
500, 525, 526, 600, 698, 775, 795	CB14L-A2
796, (395, 760 From 1981)	CB14L-A2
700-800 Series	C50-N18L-A3

**MURRAY OHIO MFG., CO.**

Model	Battery Type
2523, 3033, 3035, 6-30502	CB14L-A2
6-30502X4, 6-30702, 6-30702X4	CB14L-A2
7-30502	CB14L-A2

**NOMA**

Model	Battery Type
321050... 321054, 328000... 328018	CB14L-A2
360100, 36101	CB14L-A2

**POWER KING**

Model	Battery Type
1212	U1(9)

**ROOF MFG., CO.**

Model	Battery Type
492683, 493081, 493071	U1(9)

**ROOT MFG., CO.**

Model	Battery Type
30-N7-3, 830-E, 30-NB-E	U1R(9)

**ROPER**

Model	Battery Type
96444, 96927, 96941, K522, K852	CB9-B
L722, L72256R	CB9-B
K9224AR, K922PRA, K9324AR	CB14L-A2
K932PRA, L8000AT	CB14L-A2

**SEARS**

Model	Battery Type
502.23365, 50223366, 502.2561128	U1R(9)
502.256050, 502.256051	12N14-3A
502.256060... 502.256063	12N14-3A

**SEARS (Continued)**

Model	Battery Type
502.256070, 502.256071	12N14-3A
502.256080, 502.256081	12N14-3A
502.256120... 502.256126	12N14-3A
502.256130... 502.256132	12N14-3A
502.2561321, 502.2561576, 502.2561576	U1R(9)
502.256134, 502.256136A	12N14-3A
502.256138, 917.255260	12N14-3A
502.25617, 502.25619	U1R(9)
502.255270... 917.255273	12N14-3A
502.255330, 917.255340	12N14-3A
502.256135, 502.256136	CB16L-B
502.256137, 502.256140	CB16L-B
502.256141, 502.256142	CB16L-B
131.96927, 131.969310	12N9-3A-1
131.96941, 131.96970	12N9-3A-1
520.25800 (Thru 1966)	U1(9)
520.25710 (Thru 1966)	U1(9)
520.25538 (Thru 1966)	U1(9)
536.250820... 536.250823	12N9-3A-1
536.25087	12N9-3A-1
536.250920... 536.250922	12N9-3A-1
536.255110, 536.255112	12N9-3A-1
536.255123, 536.255212	12N9-3A-1
536.255230... 536.255232	12N9-3A-1
536.255240, 536.255250	12N9-3A-1
536.657020, 536.657040	12N9-3A-1
536.657060, 536.657080	12N9-3A-1
536.658080, 536.963100	12N9-3A-1
917.250740, 917.255120	12N9-3A-1
917.25424, 917.25431... 917.25435	U1R(9)
917.25474	U1R(9)
917.255121, 917.259180	12N9-3A-1
917.25541, 917.25558, 917.25582	U1R(9)
917.25932	12N9-3A-1

**SIMPLICITY**

Model	Battery Type
3008, 3008-3, 99075	CB9-B

**SNAPPER**

Model	Battery Type
All Walk Behind Mowers (Electric Start)	PTX4L-BS

**SPEEDEX TRACTOR CO.**

Model	Battery Type
1020, 103, 1240, 1240M, 1320, 1330, 1632, 1640, 1640M, 1722, 1822, 820, 840, S-17, S-18	U1(9)

**SWISHER**

Model	Battery Type
18Hp/32"	CB12A-A

**TRU-TEST**

Model	Battery Type
2-832E5, 6-1036E5, 3-83DE-5, 7-1036DE-5	U1(9)
WDE-10365, WDE-8325, WE-10365, WE-8325	U1(9)

**TURFMASTER**

Model	Battery Type
12/36, 12/39	U1(9)

**VOELLER, INC.**

Model	Battery Type
SS-7	U1(9)

**WESTERN INT'L. (DYNAMARK)**

Model	Battery Type
320800, 328000, 361000	CB14L-A2
361100, 361102... 361107	CB14L-A2
361113, 361114, 421101, 456301	CB14L-A2

**WHEEL HORSE / TORO**

Model	Battery Type
108-3, 108-5, 111-5 (1985)	CB14L-A2
A85, A115 (1984)	CB14L-A2
11-32, 11-38, 11-44	U1(9)
57300, 57351, 57356, 57360	U1(9)
7-25, TE10, TE12	U1(9)
Grandmaster 117	U1(9)

**WHITE OUTDOOR PRODUCTS**

Model	Battery Type
FST-16	C50-N18L-A3
GT-185, -205, -1000	C50-N18L-A3
LT-125, -155, -160, -165	C50-N18L-A3
GT1000, R80, T100, T80, T800, T85	U1(9)

**WOODS**

Model	Battery Type
1250, 1850	U1(9)

**YARD MAN INC.**

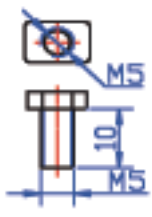
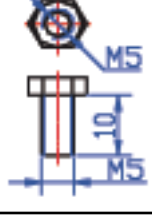

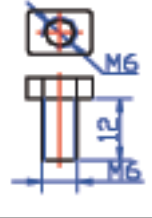
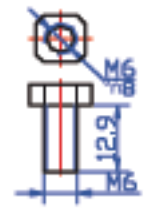
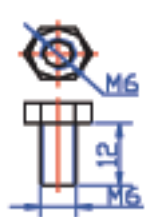
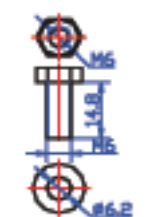
Model	Battery Type
13420, 3730	12N9-3A-1
Beetle	12N14-3A

\* Please see battery cross reference chart on page 11 for optional upgrades.


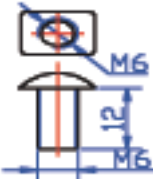
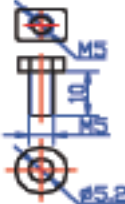

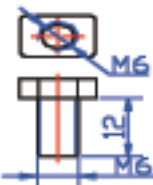
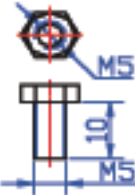

**POWERSPORT BATTERY BUYING GUIDE- TOP 25 BATTERIES REPRESENTING 85% OF THE TOTAL SALES IN THE REPLACEMENT MARKET SEGMENT**

Position	Power-Sonic Super Sport Part #	% of Coverage in Powersport Replacment Market	Model Fitment Information		Personal Watercraft	Snow Mobile	Utility Vehicle	Scooter	Lawn & Garden
			Motorcycle	ATV					
1	PTX14-BS	11.1%	62%	20%	-	3%	1%	14%	-
2	CB14A-A2	8.8%	-	86%	-	7%	5%	-	2%
3	PTX5L-BS	8.3%	36%	43%	-	-	-	21%	-
4	PTX20L-BS	6.7%	44%	14%	19%	18%	5%	-	-
5	PTX9-BS	5.8%	68%	24%	-	-	-	8%	-
6	PTX4L-BS	5.2%	45%	33%	-	-	-	20%	2%
7	PTX12-BS	4.6%	63%	21%	-	-	1%	15%	-
8	PTX7A-BS	4.4%	21%	29%	-	-	-	50%	-
9	PIX30L-BS	4.1%	29%	33%	-	5%	33%	-	-
10	CB14L-A2	3.9%	59%	2%	1%	19%	-	-	19%
11	CB16CL-B	3.7%	-	34%	57%	-	9%	-	-
12	PTX7L-BS	2.2%	85%	4%	-	-	-	11%	-
13	PTZ7S	2.0%	47%	30%	-	-	-	23%	-
14	C50-N18L-A3	1.9%	40%	8%	-	43%	-	-	9%
15	PTZ10S	1.7%	83%	7%	-	-	-	10%	-
16	CB12A-A	1.7%	82%	4%	-	-	-	-	14%
17	PT7B-4	1.4%	55%	45%	-	-	-	-	-
18	12N9-4B-1	1.3%	100%	-	-	-	-	-	-
19	PTZ14S	1.2%	96%	-	-	-	-	4%	-
20	PT14B-4	0.9%	100%	-	-	-	-	-	-
21	CB12C-A	0.9%	-	100%	-	-	-	-	-
22	CB14-A2	0.8%	34%	28%	-	38%	-	-	-
23	PT12B-4	0.8%	100%	-	-	-	-	-	-
24	PTX20-BS	0.8%	24%	-	6%	70%	-	-	-
25	PT9B-4	0.7%	72%	14%	-	-	-	14%	-

**NUT & BOLT KITS (FOR SUPER SPORT SERIES BRAND BATTERIES)**

PART #	DESIGN	BATTERY TYPE
MCB-01		CB4L-A, CB4L-B, CB9L-A2
MCB-02		6N6-3B, 6N6-3B-1, 6CB8L-B, 12N5-3B, 12N5-4B, 12N5.5-3B, 12N5.5-4A, 12N5.5A-3B, CB3L-A, CB3L-B, CB5L-B
MCB-03		CB12AL-A2
MCB-04		12N11-3A-1, 12N14-3A, CB10A-A2, CB10L-A2, CB10L-B2, CB12B-B2, CB12C-A, CB14A-2, CB14A-A2, CB14B-2, CB14L-A2, CB14L-B2, SCB14L-A2, SCB14L-B2, CB16AL-A2, HCB16A-AB, CB18-A, CB18L-A, C50-N18A-A, SC50-N18L-AT, C50-N18L-A-LM
MCB-05		CB16CL-B
MCB-06		6N11-2D, 6N11A-1B, 6N12A-2D, B38-6A, B54-6, 12N7-4A, 12N7-3B, 12N7D-3B, 12N7-4B, 12N9-3A-1, 12N9-3B, 12N9-4B-1, 12N10-3A, 12N10-3A-1, 12N12A-4A-1, CB7-A, CB7C-A, CB7L-B, CB9-B, CB9A-A, CB9L-B, CB12A-A, CB12AL-A, CB12A-B, CB14L-A1, CB16-B, CB16L-B, CB16-B-LM, CB16HL-A-LM, PT9A-BS, PTX12AABS-FS
MCB-09		CHD4-12, C60-N24-A, C60-N24L-A, C60-N24AL-B, 51814, 51913, 53030

NUT & BOLT KITS (FOR SUPER SPORT SERIES BRAND BATTERIES)




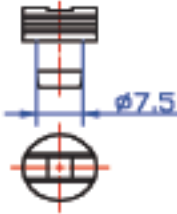

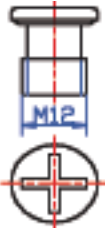
PART #	DESIGN	BATTERY TYPE
MCB-10		CB16B-A, CB16B-A1, C50-N18L-A3
MCB-11		PTX20-BS, PTX20CH-BS
MCB-12		PTZ5S, PT6B-3, PT7B-4, PTZ7S
MCB-13		12N24-3, U1(9), U1R(9), 51913-FS, P11U1LD-FS
MCB-14		PTX7ABS-FS, PT9B-4, PTX9BS-FS, PT12B-4, PTX12BS-FS, PT14B-4, PTX14BS-FS, PTX14AHBS-FS, PTX14AHLBS-FS, PTX15LBS-FS, PTZ16H, PTX19BS-FS, PTX19LBS-FS, PTX19CLBS-FS, PIX30CLBS-FS, PTX7A-BS, PTX9-BS, PTX12-BS, PTX14-BS, PTX14AH-BS, PTX14AHL-BS, PTX14L-BS, PTX16-BS, PTX19-BS, PTX19L-BS, PTX19CL-BS, PIX30CL-BS
MCB-15		B39-6
MCB-17		PTX14LBS-FS, PTX15L-BS, PTX20BS-FS, PTX20HBS-FS, PTX20HLBS-FS, PTX20LBS-FS, PIX30HLBS-FS, PIX30LBS-FS, PIX32HLBS-FS, PIX50LBS-FS, PIX30L-BS, PIX50-BS, PIX50L-BS

**NUT & BOLT KITS (FOR SUPER SPORT SERIES BRAND BATTERIES)**

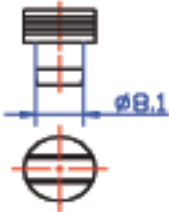




PART #	DESIGN	BATTERY TYPE
MCB-19		PTX16-BS-1
MCB-20		PTX20L-BS
MCB-21		PTX4LBS-FS, PTX5LBS-FS, PT6.5L-BS, PTX7LBS-FS, PTX4L-BS, PTX5L-BS, PTX7L-BS, PTZ8V
MCB-22		PTZ10S, PTZ12S, PTX12ABS-FS, PTZ14S, PTR9-BS, PTX12A-BS
MCB-23		CB30L-B, CB30CL-B
MCB-24		CB10L-B, CB14A-A



**FILLING CAPS FOR CONVENTIONAL TYPE BATTERIES  
(FOR SUPER SPORT SERIES BRAND BATTERIES)**

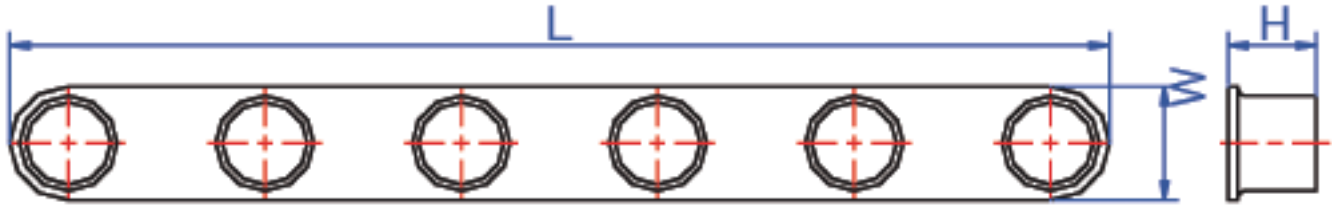
PART #	DESIGN	BATTERY TYPE
MCC-01		C60-N24-A, C60-N24L-A, C60-N24L-B, 53030
MCC-02		6N4-2A, 6N4-2A-2, 6N4-2A-3, 6N4-2A-4, 6N4-2A-5, 6N4-2A-8 (6), 6N4B-2A, 6N4B-2A-3, 6N4B-2A-5, 6N6-3B, 6N6-3B-1, 6CB8L-B, 6N11A-1B, B38-6A, 12N5-3B, 12N5-4B, 12N5.5-3B, 12N5.5-4A, 12N7-4A, 12N7-3B, 12N7-4B, 12N9-3A-1, 12N9-3B, 12N9-4B-1, 12N10-3A, 12N10-3A-1, 12N14-3A, CB2.5L-C, CB2.5LC-1, CB3L-A, CB3L-B, CB4L-A, CB4L-B, CB5L-B, CB7-A, CB7L-B, CB9-B, CB9A-A, CB9L-A2, CB9L-B, CB10A-A2, CB10L-A2, CB10L-B, CB10L-B2, CB12AL-A2, CB14A-2, CB14A-A, CB14A-A2, CB14-B2, CB14L-A1, CB14L-A2, CB14L-B2, SCB14L-A2, SCB14L-B2, CB16AL-A2, HCB16A-AB, C50-N18A-A, C50-N18L-A3, SC50-N18L-AT, C50-N18L-A-LM
MCC-03		12N12A-4A-1, CB12A-A, CB12A-B, CB16-B, CB16CL-B, CB16L-B, CB16-B-LM
MCC-04		6N12A-2D, B54-6, 12N7D-3B, 12N11-3A-1, CB16B-A, CB16B-A1
MCC-05		CB7C-A
MCC-06		CB30L-B, CB30CL-B, 51814, 51913

**FILLING CAPS FOR CONVENTIONAL TYPE BATTERIES  
(FOR SUPER SPORT SERIES BRAND BATTERIES)**

PART #	DESIGN	BATTERY TYPE
MCC-07		6N2-2A, 6N2-2A-1, 6N2-2A-3, 6N2-2A-4, 6N2-2A-8, 6N2A-2C, 6N2A-2C-3, 6N4A-4D, 6N4C-1B, 6N5.5-1D, 6N5.5-1D-1, 6N6-1B, 6N6-1D-2, 6N11-2D, 12N5.5A-3B, CB12B-B2, CB12C-A, CB18-A, CB18L-A, CB16HL-A-LM
MCC-10		12N24-3
MCC-14		B39-6
MCC-16		PTX4B-BS
MCC-17		CHD4-12

**SEALING STRIPS FOR SEALED MAINTENANCE FREE BATTERIES  
(FOR SUPER SPORT SERIES BRAND BATTERIES)**

PART #	BATTERY TYPE	SIZE(LxWxH)MM
MCS-03	PTX19-BS, PTX19L-BS, PTX19CL-BS	156x18x13
MCS-05	PTR4A-BS	100x15x9
MCS-08	PTX7A-BS, PT9A-BS, PTR9-BS, PTX9-BS, PTX12-BS, PTX12A-BS, PTX14-BS, PTX14L-BS, PTX16-BS, PTX16-BS-1	135x16x10
MCS-09	PTX4L-BS, PTX5L-BS, PT6.5L-BS, PTX7L-BS	104.5x15.5x12
MCS-10	PIX30L-BS, PIX30CL-BS	152.4x17.9x13
MCS-11	PTX15L-BS, PTX20-BS, PTX20CH-BS, PTX20L-BS	155.4x15.4x12.4
MCS-12	PTX14AH-BS, PTX14AHL-BS	116.6x11x11
MCS-13	PIX50-BS, PIX50L-BS	183.2x18.2x13




**OTHER BATTERY HARDWARE  
(FOR SUPER SPORT SERIES BRAND BATTERIES)**

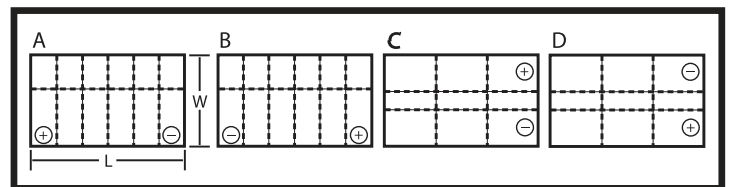
PART #	BATTERY TYPE
MC101	Harley Davidson Battery Cable Adapter
MC102	Water Sensor for C50N18L-A3
MC103	Water Sensor for All Models Except C50-N18L-A3

**IMPORT AUTOMOTIVE BATTERY SPECIFICATIONS**

Type	Voltage (V)	Capacity at 10HR (Ah)	CCA @ 0° F (-18° C)	Apprx. Weight w/o Acid (Lbs.)	Terminal Type	Dimensions in Inches (+/- 1/16 in.)				Dimensions in Millimeters (+/- 2 mm.)				Assembly Figure (per cover polarity)	Handle Type
						Length	Width	Height	Terminal Height	Length	Width	Height	Terminal Height		
P-NS40Z	12	35	250	26	1	7 11/16	5 1/16	7 3/4	8 9/16	195	128	197	218	A	Plastic
P-NS40ZL	12	35	250	26	1	7 11/16	5 1/16	7 3/4	8 9/16	195	128	197	218	B	Plastic
P-NS40Z(S)	12	35	240	26	2	7 11/16	5 1/16	7 3/4	8 9/16	195	128	197	218	A	Plastic
P-NS40ZL(S)	12	35	240	26	2	7 11/16	5 1/16	7 3/4	8 9/16	195	128	197	218	B	Plastic
P-NS60	12	45	315	30	1	9 1/4	5 1/4	7 13/16	8 1/2	236	133	198	215	A	Plastic
P-NS60L	12	45	315	30	1	9 1/4	5 1/4	7 13/16	8 1/2	236	133	198	215	B	Plastic
P-NS60(S)	12	45	305	30	2	9 1/4	5 1/4	7 13/16	8 1/2	236	133	198	215	A	Plastic
P-NS60L(S)	12	45	305	30	2	9 1/4	5 1/4	7 13/16	8 1/2	236	133	198	215	B	Plastic
P-NS100	12	85	630	59	2	15 15/16	6 13/16	8 1/8	9 1/8	405	173	206	232	A	Rope
P-NS100(L)	12	85	630	59	2	15 15/16	6 13/16	8 1/8	9 1/8	405	173	206	232	B	Rope
P-NS120	12	110	750	77	2	19 15/16	7 1/8	8 3/8	9 3/4	507	180	213	247	C	Rope
P-NS120(L)	12	110	750	77	2	19 15/16	7 1/8	8 3/8	9 3/4	507	180	213	247	D	Rope
P-NS200	12	170	1100	111	2	19 15/16	10 1/2	8 1/2	9 7/16	507	267	216	240	C	Rope
P-NS200(L)	12	170	1100	111	2	19 15/16	10 1/2	8 1/2	9 7/16	507	267	216	240	D	Rope



**TERMINAL LAYOUTS**



**TERMINALS**

TERMINALS	D (MM)	
	(+)	(-)
1	14.7 <sup>0</sup> <sub>-0.3</sub>	13.0 <sup>0</sup> <sub>-0.3</sub>
2	19.5 <sup>0</sup> <sub>-0.3</sub>	17.9 <sup>0</sup> <sub>-0.3</sub>

## BATTERY SITTER

PART #	ITEM
MCA12C	Battery Sitter Charger/Tester
MCTM71	Easy Battery Connector
MCTM131	Tecmate Multi 5-Bank Charger
MCTA09	Tecmate Sport Portable Battery Tester



## POWERPS SONIC Battery Sitter

- Diagnoses, De-sulfates, Charges, Tests and Maintains
- Slow Charges at 600mA, Avoiding Damage to Battery
- One Unit for Conventional, AGM and Gel Type Batteries
- Designed to Work on All 12 Volt Batteries, 2.5-32 Amps
- 100% Automatic and Safe

## POWER-SONIC SUPER SPORT SERIES HANDHELD TESTER



- Tests Conventional, Maintenance Free and Factory Sealed Powersport Batteries
- Easy to use- Just connect to battery for immediate results
- Measures voltage as well as percentage of charge
- Applies a mini load test (tester circuitry draws current to determine the state of charge)
- Checks charge voltage on vehicle



## POWERPS SONIC Handheld Tester

PART #	ITEM
MCTS129	Handheld Tester

POWERSPORTS BATTERY RACK

PART #	ITEM
MCR01	Three Tier Powersports Battery Rack

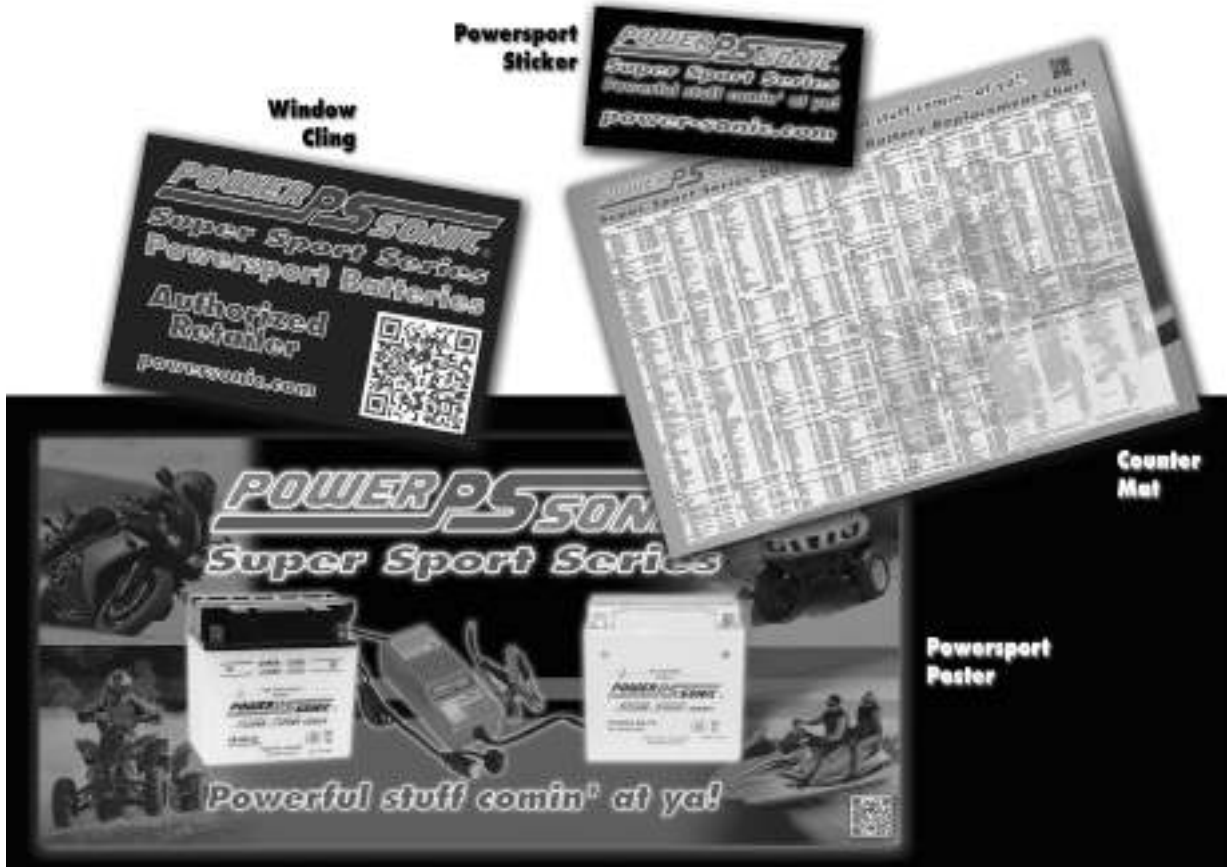
OUR HEAVY DUTY, EASY TO ASSEMBLE THREE TIER DESIGN BATTERY RACK, IS A PERFECT WAY TO PROFESSIONALLY DISPLAY THE POWER-SONIC SUPER SPORT SERIES LINE.

THIS RACK ALSO MAKES A GREAT SALES AND PROMOTIONAL TOOL, WHICH CAN BE USED WHEN SETTING UP NEW INVENTORIES.

COMES COMPLETE WITH A COLORFUL HEADER BOARD, WHICH WILL DEFINITELY HELP THIS ATTRACTIVE DISPLAY GET NOTICED!



SUPER SPORT SERIES PROMOTIONAL ITEMS





(619) 661-2030 Powerful stuff comin' at ya!

# POWER PS SONIC®

## Super Sport Series Powerful stuff comin' at ya!

- Excellent Quality
- Competitively Priced
- Batteries For Every Powersport Application
- OEM Qualified Supplier to the Powersports Industry
- Yamaha Tested & Approved
- A Complete Factory Sealed Line



**Need more information or new model updates?**

- Contact your local authorized Power-Sonic Distributor
- Call our Customer Service Department at: (619) 661-2030
- Visit our state of the art website: [www.power-sonic.com](http://www.power-sonic.com)

**POWER *PS* SONIC®**  
***Super Sport Series***



*Phone - (619) 661-2020*

*Fax - (619) 661-3650*

*Customer Service - (619) 661-2030*

*Customer Service Fax - (619) 661-3648*

*7550 Panasonic Way*

*San Diego, CA 92154*

*[www.power-sonic.com](http://www.power-sonic.com)*



Delivered to the USA 7400 2/92