


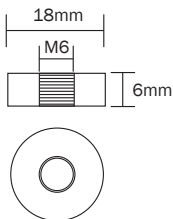
**PG-12V40 FR 12 Volt 41.6 AH @ 20-hr. rate
40.0 AH @ 10-hr. rate**

**Rechargeable Sealed Lead Acid Battery
Designed for Cyclic, Standby, and Solar Applications**

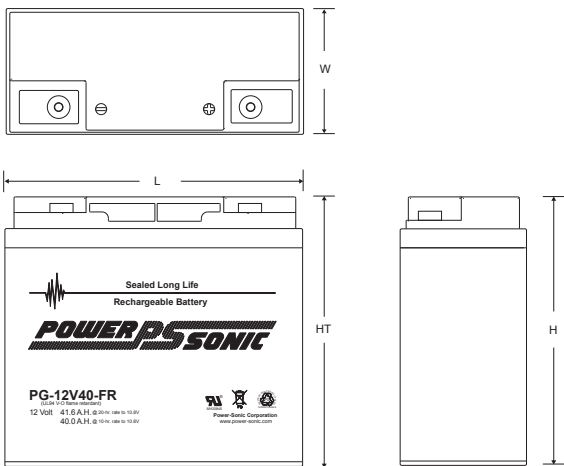


Terminals (mm)

- T7: Threaded insert w. 6 mm stud fastener



Physical Dimensions: in (mm)



L: 10.04 (255) W: 3.82 (97) H: 7.99 (203) HT: 7.99 (203)

Tolerances are +/- 0.04 in. (+/- 1mm) and +/- 0.08 in. (+/- 2mm) for height dimensions. All data subject to change without notice.

Features

- **Long Service Life** - Thick plate design and efficient gas recombination yield a service life expectancy of up to 10 years in standby mode.
- **Low Internal Resistance** - Superb high-rate discharge characteristics ensure reliable performance in UPS and Telecom applications.
- **Maintenance-Free, Non-Spillable** - Proven VRLA technology guarantees safe operation without maintenance and 'non-restricted article' status for transportation.
- **Handles** - Integral carrying handles.
- **Low Self-Discharge** - Lead-calcium alloy grids and use of high purity lead account for superior shelf-life characteristics permitting storage for extended periods of time.
- **Designed-In Reliability** - Cutting-edge manufacturing and process control combined with meticulous quality assurance procedures guarantee consistent and dependable performance.

Performance Specifications

Nominal Voltage 12 volts (6 cells)

Nominal Capacity

| | | |
|--------|------------------------|---------|
| 20-hr. | (2.06A to 10.80 volts) | 41.6 AH |
| 10-hr. | (4.00A to 10.80 volts) | 40.0 AH |
| 8-hr. | (4.69A to 10.50 volts) | 37.5 AH |
| 5-hr. | (6.30A to 10.50 volts) | 31.5 AH |
| 3-hr. | (10.4A to 10.50 volts) | 31.2 AH |
| 1-hr. | (24.4A to 9.60 volts) | 24.4 AH |

Approximate Weight 28.67 lbs. (13.0 kg)

Energy Density (10-hr. rate) 1.63 W-h/in³ (99.41 W-h/l)

Specific Energy (10-hr. rate) 17.41 W-h/lb (38.39 W-h/kg)

Internal Resistance (approx.) 9.0 milliohms

Max Short-Duration Discharge Current (10 Sec.)..... 124.8 amperes

Shelf Life (% of nominal capacity at 68 °F (20 °C))

| | |
|----------|-----|
| 1 Month | 97% |
| 3 Months | 91% |
| 6 Months | 83% |

Operating Temperature Range

Charge .. -4 °F (-20 °C) to 122 °F (50 °C)

Discharge -40 °F (-40 °C) to 140 °F (60 °C)

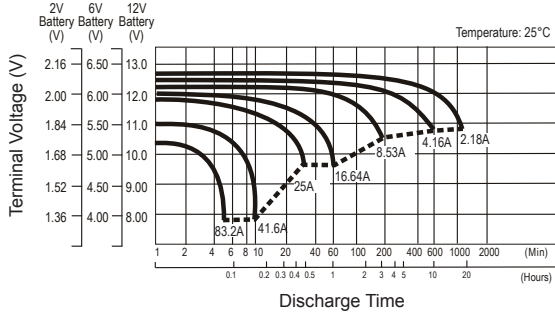
Case ABS Plastic (UL94 V-0 flame retardant)

Power-Sonic Chargers n/a

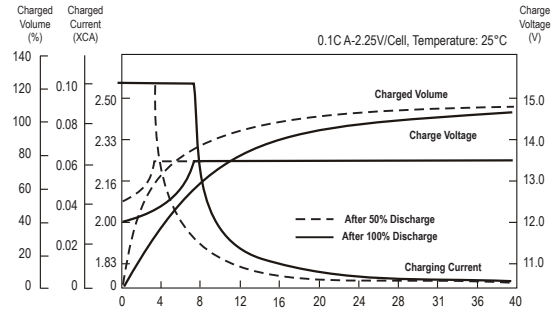
AMPS/WATTS @ 25 ° C

| FINAL VOLTAGE | 10 MIN | 15 MIN | 30 MIN | 45 MIN | 1 HR | 2 HR | 3 HR | 5 HR | 8 HR | 10 HR | 20 HR |
|---------------|------------|------------|-----------|-----------|-----------|-----------|-----------|-----------|-----------|-----------|-----------|
| | A/W | A/W | A/W | A/W | A/W | A/W | A/W | A/W | A/W | A/W | A/W |
| 1.85 | 53.8/99.4 | 45.8/85.4 | 30.4/58.0 | 23.0/44.3 | 18.9/36.4 | 12.0/23.3 | 9.5/18.5 | 6.25/12.3 | 4.42/8.73 | 3.78/7.47 | 2.06/4.08 |
| 1.80 | 68.8/125.5 | 55.3/101.8 | 35.9/67.4 | 26.8/51.1 | 21.1/40.5 | 13.1/25.3 | 10.2/19.8 | 6.72/13.1 | 4.69/9.23 | 4.00/7.90 | 2.08/4.11 |
| 1.75 | 75.6/135.7 | 60.4/109.8 | 37.3/69.4 | 27.8/52.5 | 22.1/42.2 | 13.6/26.1 | 10.4/20.1 | 6.88/13.4 | 4.77/9.36 | 4.04/7.97 | 2.10/4.15 |
| 1.70 | 82.4/144.6 | 64.5/115.6 | 38.8/71.8 | 28.9/54.4 | 22.8/43.4 | 14.1/27.1 | 10.7/20.6 | 7.06/13.7 | 4.84/9.49 | 4.08/8.05 | 2.14/4.23 |
| 1.65 | 88.9/154.6 | 68.6/122.0 | 40.9/75.1 | 29.6/55.3 | 23.6/44.5 | 14.5/27.7 | 11.2/21.4 | 7.26/17.3 | 4.91/9.61 | 4.16/8.20 | 2.17/4.28 |
| 1.60 | 96.5/164.0 | 73.3/128.3 | 43.2/78.8 | 30.9/57.3 | 24.4/45.9 | 15.0/45.9 | 11.5/22.0 | 7.50/14.5 | 4.96/9.69 | 4.21/8.27 | 2.18/4.29 |

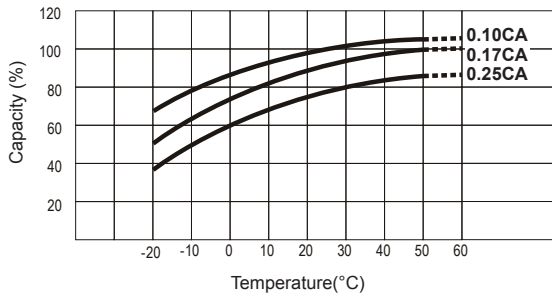
Discharge Characteristics



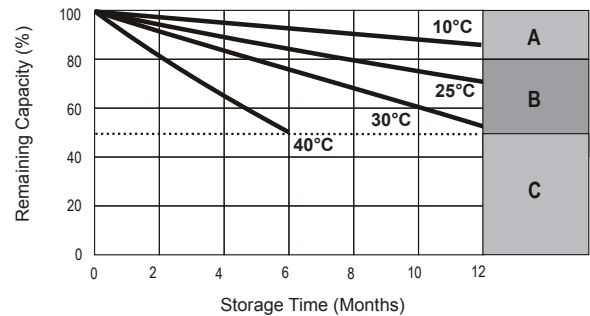
Float Charging Characteristics



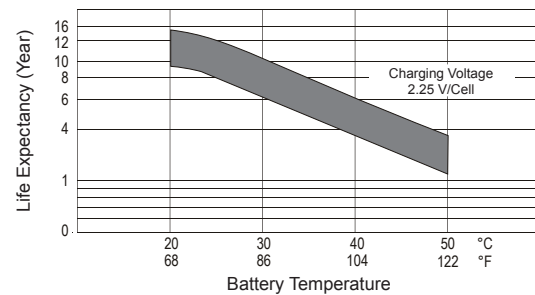
Temperature Effects in Relation to Battery Capacity



Self Discharge Characteristics



Effect of Temperature on Long-Term Float Life



- A** No supplementary charge required
(Carry out supplementary charge before use if 100% capacity is required.)
- B** Supplementary charge required before use. Optional charging way as below:
 1. Charged for above 3 days at limited current 0.25CA and constant volatge 2.25V/cell.
 2. Charged for above 20hours at limited current 0.25CA and constant volatge 2.45V/cell.
 3. Charged for 8-10hours at limited current 0.05CA .
- C** Supplementary charge may often fail to recover the capacity.
The battery should never be left standing till this is reached

Charging

Cycle Applications: Limit initial current to less than 12.5A. Charge until battery voltage (under charge) reaches 14.4 to 15.0 volts at 77 ° F (25 ° C) (Temperature Coefficient -5V/C). Hold at 14.4 to 15.0 volts until current drops to under 416mA. Battery is fully charged under these conditions, and charger should be disconnected or switched to "float" voltage.

"Float" or "Stand-By" Service: Hold battery across constant voltage source of 13.5 to 13.8 volts continuously. When held at this voltage, the battery will seek its own current level and maintain itself in a fully charged condition.

Note: Due to the self-discharge characteristics of this type of battery, it is imperative that they be charged within 6 months of storage, otherwise permanent loss of capacity might occur as a result of sulfation.

Contact Information

www.power-sonic.com

DOMESTIC SALES

Tel: +1-619-661-2020
 Fax: +1-619-661-3650
 national-sales@power-sonic.com

CUSTOMER SERVICE

Tel: +1-619-661-2030
 Fax: +1-619-661-3648
 customer-service@power-sonic.com

TECHNICAL SUPPORT

Tel: +1-619-661-2020
 Fax: +1-619-661-3648
 support@power-sonic.com

INTERNATIONAL SALES

Tel: +1-650-364-5001
 Fax: +1-650-366-3662
 international-sales@power-sonic.com

CORPORATE OFFICE • 7550 Panasonic Way • San Diego, CA 92154 • USA • Tel: +1-619-661-2020 • Fax: +1-619-661-3650