

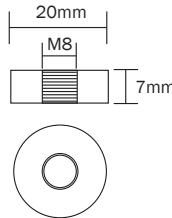
PS-122000 **12 Volt 226 AH @ 20-hr. rate**
210 AH @ 10-hr. rate

Rechargeable Sealed Lead Acid Battery

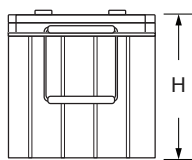
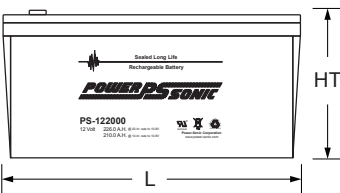



Terminals (mm)

- T11 - THREADED INSERT - 8mm STUD



Physical Dimensions: in (mm)



L: 20.55 (522) W: 9.45 (240) H: 8.58 (218) HT: 8.82 (224)

Tolerances are +/- 0.04 in. (+/- 1mm) and +/- 0.08 in. (+/- 2mm) for height dimensions. All data subject to change without notice.

Features

- Absorbent Glass Mat (AGM) technology for superior performance
- Valve regulated, spill proof construction allows safe operation in any position
- Power/volume ratio yielding unrivaled energy density
- Rugged impact resistant ABS case and cover (UL94-HB)
- Approved for transport by air. D.O.T., I.A.T.A., F.A.A. and C.A.B. certified
- U.L. recognized under file number MH 20845

Performance Specifications

Nominal Voltage 12 volts (6 cells)

Nominal Capacity

20-hr. (11.30A to 10.80 volts)	226.0 AH
10-hr. (21.0A to 10.80 volts)	210.0 AH
8-hr. (25A to 10.50 volts)	200.0 AH
5-hr. (36.10A to 10.50 volts)	180.5 AH
3-hr. (54.60A to 10.50 volts)	163.8 AH
1-hr. (126.0A to 9.60 volts)	126.0 AH

Approximate Weight 144 lbs. (65.3 kg)

Energy Density (10-hr. rate) 1.51 W-h/in³ (92.29 W-h/l)

Specific Energy (10-hr. rate) 17.50 W-h/lb (38.58 W-h/kg)

Internal Resistance (approx.) 3.0 milliohms

Max Short-Duration Discharge Current (10 Sec.)..... 1200 amperes

Shelf Life (% of nominal capacity at 68 °F (20 °C))

1 Month	97%
3 Months.....	91%
6 Months	83%

Operating Temperature Range

Charge .. -4 °F (-20 °C) to 122 °F (50 °C)
 Discharge .. -40 °F (-40 °C) to 140 °F (60 °C)

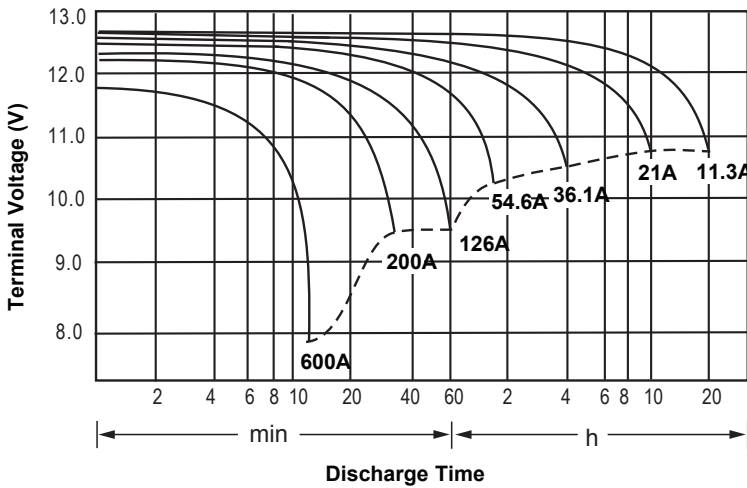
Case ABS Plastic

Power-Sonic Chargers n/a

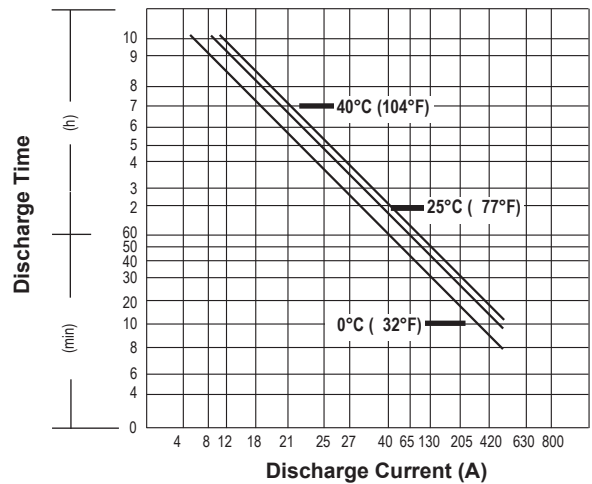
CONSTANT CURRENT DISCHARGE (Amperes) at 77° F (25° C)															
Final Voltage	5 min	10 min	15 min	20 min	30 min	45 min	1H	2H	3H	4H	5H	6H	8H	10H	20H
1.85V	393.85	309.5	263.24	220.11	174.92	132.37	108.45	60.1	47.5	38.8	31.3	27.2	22.1	18.9	10.3
1.80V	528.43	395.5	318.0	260.25	206.43	153.99	121.44	65.5	51.1	41.4	33.6	29.2	23.4	20.0	10.4
1.75V	595.82	434.5	347.3	279.91	214.36	159.83	127.08	68.0	52.0	42.3	34.4	30.0	23.8	20.2	10.5
1.70V	656.08	473.6	370.9	294.17	223.10	166.18	131.10	70.7	53.5	43.5	35.3	30.6	24.2	20.4	10.7
1.65V	723.47	511.1	394.3	312.6	235.29	170.32	135.47	72.7	55.8	45.0	36.3	31.3	24.6	20.8	10.8
1.60V	797.87	554.9	421.7	332.9	248.40	177.56	140.30	75.1	57.8	46.4	37.5	32.0	24.8	21.0	10.9

CONSTANT POWER DISCHARGE (Watts/Cell) at 77° F (25° C)															
Final Voltage	5 min	10 min	15 min	20 min	30 min	45 min	1H	2H	3H	4H	5H	6H	8H	10H	20H
1.85V	719.79	571.7	491.2	414.9	333.5	254.5	209.19	116.6	92.6	75.8	61.3	53.5	43.6	37.4	20.4
1.80V	955.88	721.9	585.4	483.3	387.4	293.7	232.99	126.4	99.0	80.5	65.5	57.2	46.1	39.5	20.6
1.75V	1054.78	780.5	631.6	515.0	398.9	301.9	242.65	130.6	100.5	82.1	67.0	58.6	46.8	39.9	20.7
1.70V	1129.30	831.5	664.9	537.2	413.0	312.8	249.55	135.6	103.1	84.1	68.6	59.7	47.4	40.2	21.1
1.65V	1228.20	889.1	701.6	566.4	432.1	317.7	256.11	138.5	107.0	86.6	70.2	60.8	48.1	41.0	21.4
1.60V	1322.73	977.7	738.0	596.7	452.9	329.4	263.80	142.5	109.8	89.1	72.3	62.0	48.4	41.1	21.5

Discharge Characteristics



Discharge Time vs. Discharge Current



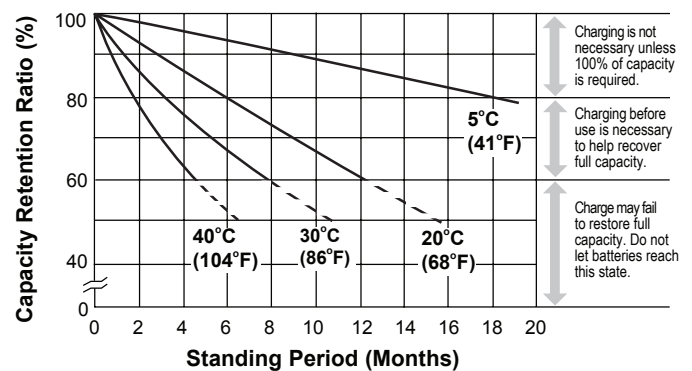
Charging

Cycle Applications: Limit initial current to 67.80A. Charge until battery voltage (under charge) reaches 14.4 to 14.7 volts at 68° F (20° C). Hold at 14.4 to 14.7 volts until current drops to under 2.26A. Battery is fully charged under these conditions, and charger should be disconnected or switched to “float” voltage.

“Float” or “Stand-By” Service: Hold battery across constant voltage source of 13.5 to 13.8 volts continuously. When held at this voltage, the battery will seek its own current level and maintain itself in a fully charged condition.

Note: Due to the self-discharge characteristics of this type of battery, it is imperative that they be charged within 6 months of storage, otherwise permanent loss of capacity might occur as a result of sulfation.

Shelf Life & Storage



Chargers

Power-Sonic offers a wide range of chargers suitable for batteries up to 100AH. Please refer to the Charger Selection Guide in our specification sheets for “C-Series Switch Mode Chargers” and “Transformer Type A and F Series”. Please contact our Technical department for advice if you have difficulty in locating suitable models.

Further Information

Please refer to our website www.power-sonic.com for a complete range of useful downloads, such as product catalogs, material safety data sheets (MSDS), ISO certification, etc..

Contact Information www.power-sonic.com

DOMESTIC SALES
Tel: +1-619-661-2020
Fax: +1-619-661-3650
national-sales@power-sonic.com

CUSTOMER SERVICE
Tel: +1-619-661-2030
Fax: +1-619-661-3648
customer-service@power-sonic.com

TECHNICAL SUPPORT
Tel: +1-619-661-2020
Fax: +1-619-661-3648
support@power-sonic.com

INTERNATIONAL SALES
Tel: +1-650-364-5001
Fax: +1-650-366-3662
international-sales@power-sonic.com