

**DCG12-65 12 Volt 65.0 AH @ 20-hr. rate**  
**60.5 AH @ 10-hr. rate**

**Rechargeable Sealed Lead Acid Battery**  
**Power-Gel Series™**



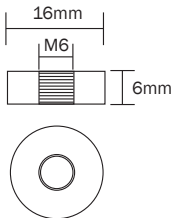
## Features

- Thixotropic gel electrolyte for enhanced performance
- Valve regulated, spill proof construction allows safe operation in any position
- Superior capabilities
- Power/volume ratio yielding unrivaled energy density
- Rugged ABS plastic (UL94-HB) case and cover
- Approved for transport by air. D.O.T., I.A.T.A., F.A.A. and C.A.B. certified
- U.L. recognized - MH 20845
- CE compliant

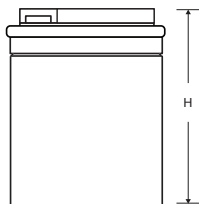
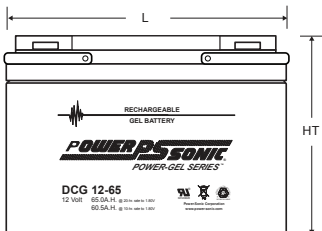
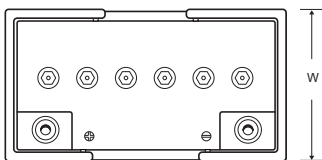
## Terminals

(mm)

- T6: Threaded insert w. 6 mm stud fastener



## Physical Dimensions: in(mm)



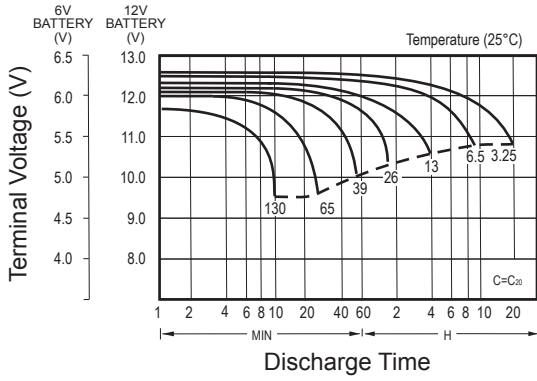
**L: 13.70 (348) W: 6.57 (167) H: 7.01 (178) HT: 7.01 (178)**

Tolerances are +/- 0.04 in. (+/- 1mm) and +/- 0.08 in. (+/- 2mm) for height dimensions. All data subject to change without notice.

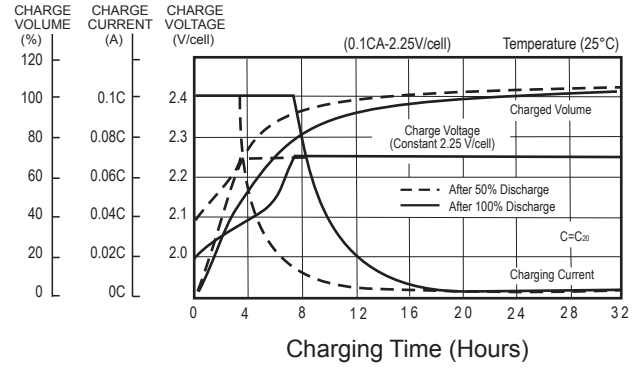
## Performance Specifications

Nominal Voltage.....	12 volts (6 cells)
Nominal Capacity	
20-hr. (3.25A to 10.8 volts) .....	65.0 AH
10-hr. (6.05A to 10.5 volts) .....	60.5 AH
5-hr. (10.5A to 10.5 volts) .....	52.0 AH
3-hr. (17.20A to 10.5 volts) .....	51.6 AH
1-hr. (35.8A to 10.0 volts) .....	35.8 AH
Approximate Weight .....	51.8 lbs. (23.5 kg)
Energy Density (20-hr. rate) .....	1.24 W-h/in <sup>3</sup> (75.44 W-h/l)
Specific Energy (20-hr. rate) .....	15.06 W-h/lb (33.20 W-h/kg)
Internal Resistance (approx.) .....	6.4 milliohms
Shelf Life (% of nominal capacity at 68°F (20°C))	
1 Month .....	97%
3 Months.....	91%
6 Months .....	83%
Operating Temperature Range	
Charge ..	-4°F (-20°C) to 122°F (50°C)
Discharge.....	-40°F (-40°C) to 140°F (60°C)
Case .....	ABS Plastic (UL94 HB)
Recommended Power-Sonic Chargers .....	n/a

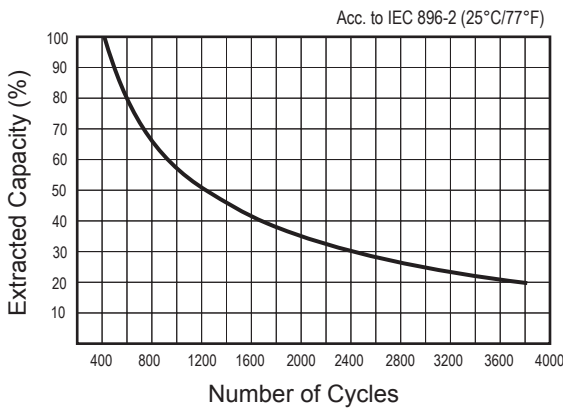
**Discharge Characteristics**



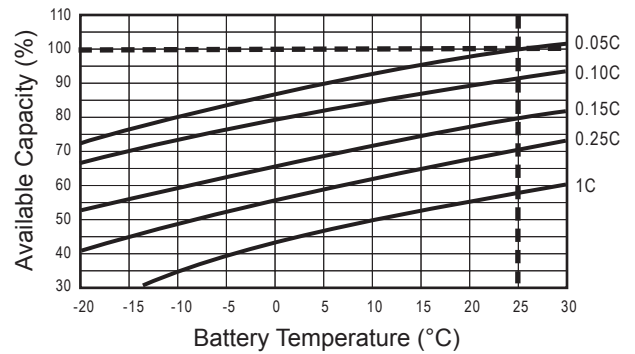
**Float Charging Characteristics**



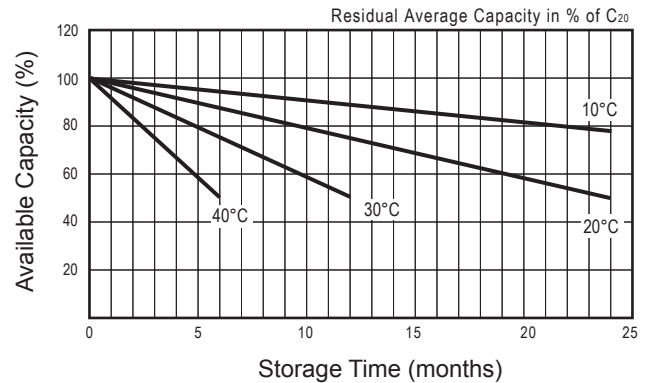
**Cycle Life in Relation to Depth of Discharge**



**Temperature Effects in Relation to Battery Capacity**



**General Relation of Capacity vs. Storage Time**



**Charging**

**Cycle Applications:** Limit initial current to 19.5A. Charge until battery voltage (under charge) reaches 13.90 to 14.20 volts at 68°F (20°C). Hold at 13.90 to 14.20 volts until current drops to under 650mA. Battery is fully charged under these conditions, and charger should be disconnected or switched to “float” voltage.

**“Float” or “Stand-By” Service:** Hold battery across constant voltage source of 13.50 to 13.80 volts continuously. When held at this voltage, the battery will seek its own current level and maintain itself in a fully charged condition.

**Note:** Due to the self-discharge characteristics, it is imperative that they be charged within 6 months of storage, otherwise permanent loss of capacity might occur as a result of sulfation.

**Chargers**

Power-Sonic offers a wide range of chargers suitable for batteries up to 100AH. Please refer to the Charger Selection Guide in our specification sheets for “C-Series Switch Mode Chargers” and “Transformer Type A and F Series”. Please contact our Technical department for advice if you have difficulty in locating suitable models.

**Further Information**

Please refer to our website [www.power-sonic.com](http://www.power-sonic.com) for a complete range of useful downloads, such as product catalogs, material safety data sheets (MSDS), ISO certification, etc..

**Contact Information**

[www.power-sonic.com](http://www.power-sonic.com)

**DOMESTIC SALES**

Tel: +1-619-661-2020  
Fax: +1-619-661-3650  
national-sales@power-sonic.com

**CUSTOMER SERVICE**

Tel: +1-619-661-2030  
Fax: +1-619-661-3648  
customer-service@power-sonic.com

**TECHNICAL SUPPORT**

Tel: +1-619-661-2020  
Fax: +1-619-661-3648  
support@power-sonic.com

**INTERNATIONAL SALES**

Tel: +1-650-364-5001  
Fax: +1-650-366-3662  
international-sales@power-sonic.com