

PGFT-12V100 FR 12 Volt 110.0 AH @ 20-hr. rate
103.8 AH @ 10-hr. rate

Rechargeable Sealed Lead Acid Battery
Designed for Cyclic, Standby, and Solar Applications

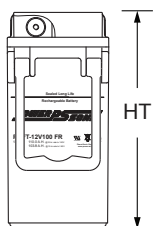
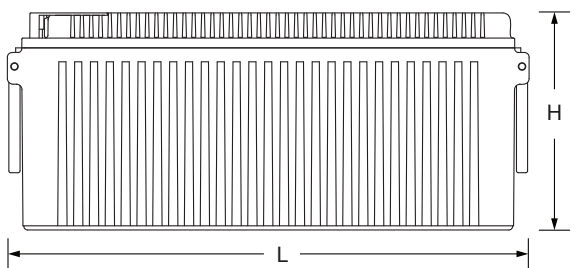
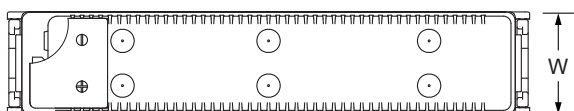


Terminals (mm)

- T13: Threaded insert w. 6 mm stud fastener



Physical Dimensions: in (mm)



L: 22.04 (560) W: 4.33 (110) H: 9.17 (233) HT: 9.17 (233)

Tolerances are ±0.04 in. (±1mm) and ±0.08 in. (±2mm) for height dimensions.

Features

- **Long Service Life** - Thick plate design and efficient gas recombination yield a service life expectancy of up to 10 years in standby mode.
- **Low Internal Resistance** - Superb high-rate discharge characteristics ensure reliable performance in UPS and Telecom applications.
- **Maintenance-Free, Non-Spillable** - Proven VRLA technology guarantees safe operation without maintenance and 'non-restricted article' status for transportation.
- **Handles** - Integral carrying handles.
- **Low Self-Discharge** - Lead-calcium alloy grids and use of high purity lead account for superior shelf-life characteristics permitting storage for extended periods of time.
- **Designed-In Reliability** - Cutting-edge manufacturing and process control combined with meticulous quality assurance procedures guarantee consistent and dependable performance.

Performance Specifications

Nominal Voltage 12 volts (6 cells)

Nominal Capacity

20-hr. (5.50A to 10.80 volts)	110.0 AH
10-hr. (10.38A to 10.80 volts)	103.8 AH
8-hr. (12.5A to 10.50 volts).....	100.0 AH
5-hr. (18.9A to 10.50 volts)	94.5 AH
3-hr. (28.6A to 9.60 volts)	85.8 AH
1-hr. (69.2A to 9.60 volts)	69.2 AH

Approximate Weight 78.5 lbs. (35.6 kg)

Energy Density (10-hr. rate) 1.37 W-h/in³ (83.68 W-h/l)

Specific Energy (10-hr. rate) 15.29 W-h/lb (33.70 W-h/kg)

Internal Resistance (approx.) 4.3 milliohms

Max Short-Duration Discharge Current (10 Sec.)..... 1100 amperes

Shelf Life (% of nominal capacity at 68 °F (20 °C))

1 Month	97%
3 Months.....	91%
6 Months	83%

Operating Temperature Range

Charge.. -4 °F (-20 °C) to 122 °F (50 °C)

Discharge..... -40 °F (-40 °C) to 140 °F (60 °C)

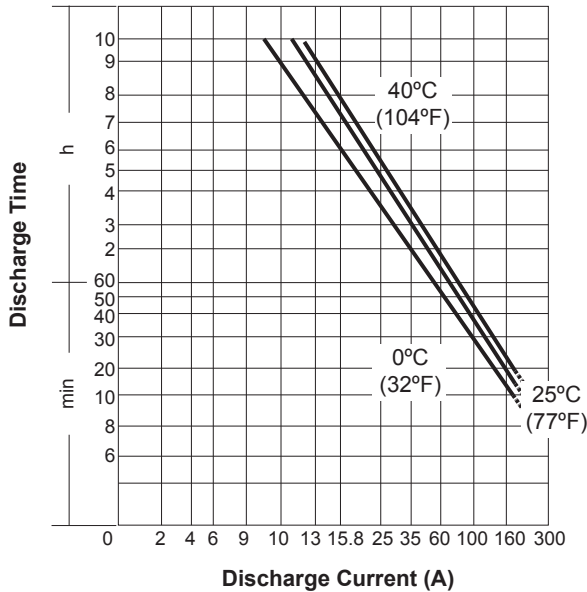
Case ABS Plastic (UL94 V-0 flame retardant)

Power-Sonic Chargers n/a

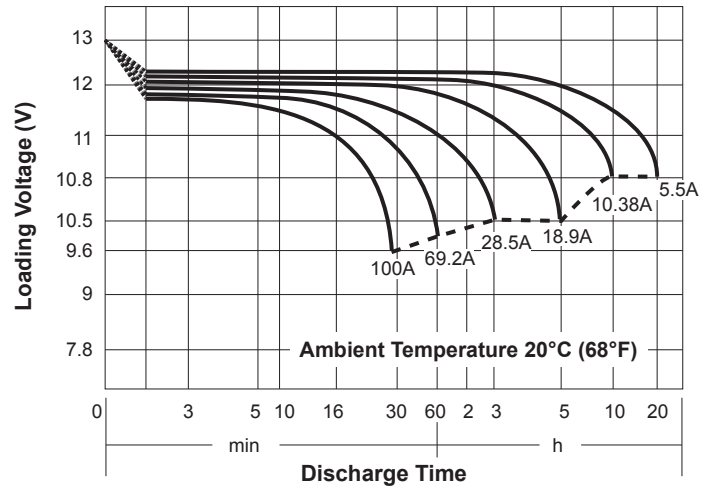
Constant Current & Power Discharge Ratings

MODEL	FINAL VOLTAGE	AMPS/WATTS PER CELL @ 25° C													
		10 MIN		15 MIN		20 MIN		30 MIN		45 MIN		60 MIN		2 HRS	
		A	W	A	W	A	W	A	W	A	W	A	W	A	W
PGFT-12V100 FR	1.80	197.2	363.9	161.6	300.7	137.7	258.5	106.8	202.5	81.4	156.9	65.7	127.3	38.7	75.4
	1.75	216.4	393.0	174.9	321.4	146.9	273.3	112.2	211.1	84.5	161.4	68.0	131.2	39.4	76.6
	1.67	239.5	423.6	188.8	340.8	156.0	286.8	117.0	218.4	86.8	164.5	69.2	132.8	40.1	77.6
	1.60	251.8	433.0	196.0	346.9	163.0	295.4	119.9	221.0	89.1	167.0	71.0	134.9	40.8	78.2

Discharge Time vs. Discharge Current



Discharge Characteristics



Charging

Cycle Applications: Limit initial current to 33A. Charge until battery voltage (under charge) reaches 14.4 to 14.7 volts at 68 °F (20 °C). Hold at 14.4 to 14.7 volts until current drops to under 1100mA. Battery is fully charged under these conditions, and charger should be disconnected or switched to “float” voltage.

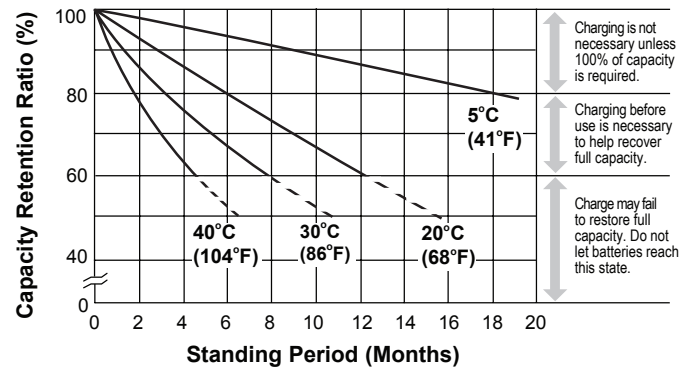
“Float” or “Stand-By” Service: Hold battery across constant voltage source of 13.5 to 13.8 volts continuously. When held at this voltage, the battery will seek its own current level and maintain itself in a fully charged condition.

Note: Due to the self-discharge characteristics of this type of battery, it is imperative that they be charged within 6 months of storage, otherwise permanent loss of capacity might occur as a result of sulfation.

Chargers

Power-Sonic offers a wide range of chargers suitable for batteries up to 100AH. Please refer to the Charger Selection Guide in our specification sheets for “C-Series Switch Mode Chargers” and “Transformer Type A and F Series”. Please contact our Technical department for advice if you have difficulty in locating suitable models.

Shelf Life & Storage



Further Information

Please refer to our website www.power-sonic.com for a complete range of useful downloads, such as product catalogs, material safety data sheets (MSDS), technical manual, ISO certification, etc..

Contact Information

www.power-sonic.com

DOMESTIC SALES

Tel: +1-619-661-2020
 Fax: +1-619-661-3650
national-sales@power-sonic.com

CUSTOMER SERVICE

Tel: +1-619-661-2030
 Fax: +1-619-661-3648
customer-service@power-sonic.com

TECHNICAL SUPPORT

Tel: +1-619-661-2020
 Fax: +1-619-661-3648
support@power-sonic.com

INTERNATIONAL SALES

Tel: +1-650-364-5001
 Fax: +1-650-366-3662
battery@power-sonic.com